



# Injectech

## Trusted Biomedical Components

Plastic Fluid Control Components Catalog | v.011



# Product Portfolio


Your customers depend on your products, you can depend on ours

- Luers, Plugs and Couplers
- Tube to Tube and Reducing Connectors
- Check Valves and Filters
- Panel Mounts
- Spikes and Ports

Have an idea? We'll work with you to bring it to life!

Injectech offers custom design and assembly services to meet your project requirements and timelines. Contact us today at [sales@injectech.us](mailto:sales@injectech.us)

## LUERS



Standard | Rigid | High Flow



Bond-In



Wing Grip



Rotating



Plugs and Couplers

## TUBE TO TUBE




Straight



Elbow



Tee



Y



Reducing Connectors

CHECK VALVES  
FILTERS

Check Valve



Filtered Check Valve



Filter

## PANEL MOUNTS



Panel Mount



Lock Nut



Color Code Ring

## SPIKES



Spike to Bond-In Port



Spike to Male Slip Luer



Spike Cap

Products subject  
to minimum  
order quantities.

+1 970 482 0273  
[www.injectech.net](http://www.injectech.net)



## CONTENTS

INTRODUCTION	2-15
Product Portfolio	2
Company History	4-6
About Injectech	7
Key Markets	8
At a Glance	9
Services	10
Custom Design	11
Sample Kits	12
Why Choose Injectech?	12-13
What's New	13
Quality Standards	14
Product Change Notification   Fit, Form & Function	15
LUERS	16-65
Luers   ISO 80369-7	
Luers   Rigid Barb	
Luers   High Flow	
Male Luer Locks	
Male Luer Locks   Bond-In Ports	
Female Luer Locks	
Female Luer Locks   Bond-In Ports	
Female Wing Grip Luers	
Slip Luers	
Luer Plugs & Couplers	
Rotating Luers	
Rotating Luers with Snap Ring	
PANEL MOUNTS	66-67
SPIKES	68-69
CHECK VALVES / FILTERS	70-93
Check Valves	
Filtered Check Valves	
Filters	
TUBE TO TUBE	94-114
Straight Connectors	
Straight Reducing Connectors	
Elbow Connectors	
Elbow Reducing Connectors	
Tee Connectors	
Tee Reducing Connectors	
Y Connectors	
TECHNICAL INFORMATION	115-126
Chemical Resistance Chart	
Material Properties	
Conversion Charts	
Barb Dimensions	
INDEX	127-129
TERMS & CONDITIONS	130-131

LUERS

PANEL MOUNTS

SPIKES

CHECK VALVES  
FILTERS

TUBE TO TUBE



# Company History

**Injectech, LLC was founded in 1998 as a custom molder and assembly enterprise in Fort Collins, Colorado.**

In the beginning, Injectech was a “part-time” venture as we all worked for another component manufacturer during the daytime. Our primary focus was performing manual assemblies and molding.

Injectech had two machines in a rented garage unit and three very motivated owners. Our main projects were molding a line of regulator components as well as assembling a flu-vaccine introducer for the veterinary market. We did not have a cleanroom at that time. We were not ISO certified either. If we needed additional help, we would bring in contract labor/friends. We were in our infancy!



Our next steps involved creating our initial business strategy which included:

- Build a cleanroom
- Get ISO certification
- Implement a sales/marketing/promotion plan

Over the next year, we would have the cleanroom built. We became ISO certified. We also were very creative regarding our sales and marketing plan strategy.

During this time, we also welcomed our first employees. It was a very challenging financial period. At some point, each one of the owners did not take salaries for a while.

The investment in time and salary deferrals finally paid off as we closed our first “Large Customer”. We had left a sales call with only a promise that orders would come if we invested in the molds first. There was an element of risk, however, we had trust in this customer. The molds were built and the first orders came in. By this time, we had moved to our Loveland facility and had four machines operational.

The only machine large enough to run the molds had an error code one day and would not run. Panic mode! Unfortunately, the machine was an older model. The machine





manufacturer had stopped making replacement circuit boards for it. We found ourselves in a serious situation.

We looked at our financial leverage and found that the scenario was even more dire. The three of us contacted our parents for a bridge loan to cover the down payment on another machine. Luckily, the replacement machine was ready by the time the next customer shipment was due. And yes, our parents were paid back in the next two months.

We displayed at MD&M East in 2005 and closed an additional three projects with customers that are still with us today. In fact, they have become close friends. We also

met new colleagues in the medical device industry. This led us into our relationship with Elcam Medical.

In 2009, Elcam Medical acquired shares of Injectech. Injectech proceeded to build our product offering during this time. We also had an influx of international business through Elcam. We are proud to say that we now service the medical device and bioprocess industries globally. These were exciting times as the sales/marketing plan was in full force and returning the results we had expected.

In 2016, Elcam decided to focus more on their core markets and sold their shares in Injectech as part

of a strategy change. During this time, Injectech was experiencing significant growth numbers during our relationship.

Since 2003, Our core team had been managing the day-to-day operations of the company. This news had little change on the company. We simply continued what we feel Injectech does best – listening to our customers and providing quality products the medical device and bioprocess industries require.

We have learned a lot on this journey! We instill the hunger, drive, and urgency our customers expect to every employee on staff. We look forward to continued success in the future through our service mind-set.





# Company History

Larry and Dave celebrate Injectech's 20th anniversary in December 2018.



## What we have learned and are grateful for:


- A special "Thank You!" to each one of our employees that have believed in our vision. We appreciate all that you do!
- Injectech is saving/enhancing people's lives. We are proud of this! We have had family members that had Injectech products used in their surgeries. We are very proud of this.
- Injectech always provides open, honest communication with each of our customers. We know that manufacturing is imperfect. Things will go wrong. Dates will be missed. Many companies add us to their ASL/AVL list as they appreciate the relationships we build. We have been told that our communication and honesty are unmatched.
- Persistence in our core values and a service mindset will continue to be the building blocks for our future.
- We have invested in a management team that we are truly proud of. We will continue to invest in molds and machines to provide our unique style of service to as many customers that we can.
- We are very grateful for our customers. We are grateful for the relationships we have built. We are seriously committed to building relationships. We give thanks to our past and present customers. Thank you for believing in several guys that wanted to provide a better service. Thank you for believing in us!

**Dave Splett**

VP, Business Development

**Larry Knipple**

VP, Research and Development



# About Injectech

**Injectech, LLC was founded as a custom molder and assembly enterprise. Since then we have become a trusted partner for medical device OEMs, biomedical/pharmaceutical manufacturers, veterinary suppliers, and industrial businesses worldwide.**

**Our Team** - Injectech, LLC's management team created Injectech in 1998, after multiple years of experience working with custom molding shops and suppliers to medical OEMs.

Injectech specializes in the development and manufacture of medical, pharmaceutical, and biomedical components and assemblies. In addition to our standard line of catalog fittings, Injectech offers specialty and custom manufacturing based upon our customers' specifications.

Injectech has collaborated with many large medical device OEMs in fulfilling their engineering, design, and assembly requirements. Give us a call, they did - and they are satisfied!



## Injectech, LLC is committed to and abides by the following values:

**Integrity** | We strive to do the right thing always, act truthfully and honorably, and always be true to ourselves.

**Quality & Service** | We provide outstanding products and unsurpassed service that, together, deliver premium value to our customers.

**Respect** | We value our employees, encourage their development, communicate positively, and reward their performance.

**Accountability** | We are all personally accountable for delivering on our commitments.

**Equity** | We provide a supportive environment, free from discrimination, and with mutual respect and dignity.

**Collaboration** | We value team effort over individual effort; how we get things done is as important as what we achieve.

**Continuous Improvement** | We maintain a culture of ongoing assessment to improve our products and customer experience.

**Citizenship** | We are good citizens in the communities in which we live and work.

**A Will to Succeed** | We exhibit a strong will to succeed in the marketplace and every aspect of our business.



# Key Markets

We are proud to serve our key markets with quality, fluid-control components in a wide range of materials and sizes.

Our plastic luer locks, tube to tube connectors, check valves, bond-in luers, spikes and more can be found on a variety of machines or tube sets within these industries.



## Bioprocess

Injectech supports the bioprocess industry with an extensive range of plastic fluid control components. Our barbed luers and couplers are found in the most common upstream and downstream applications while maintaining the strict quality standards of biopharmaceutical drugs.



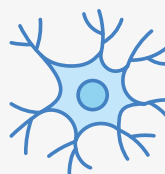
## Cardiac

Our fittings are found in heart/lung tubing packs and a variety of catheters; cardioplegia, thrombectomy, atherectomy, ablation and intra-aortic balloon. Our components provide easy, secure and strong connections from tube to tube or machine.



## Diagnostic

We serve the diagnostic market with a large selection of male/female luers, straight, tee, elbow, and Y tube to tube connectors, and threaded fittings. We offer these fittings in a variety of sizes and materials including Nylon, Kynar and animal free Polypropylene.



## Nuclear

We manufacture male/female luers, spikes, and caps that aid in the connections made between the cassette manifold and tubing in PET tracer machines. Our quality plastic fittings allow for easy operation and efficiency in the production of PET tracers.



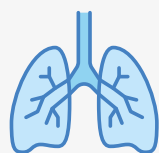
## Ophthalmic

Our fluid control components are used in devices for surgeries and procedures in the ophthalmic industry such as vitrectomy and phacoemulsification. Our luers, tube to tube connectors and filters are designed to create a secure and reliable leak-tight fit.



## Orthopedic

We supply the negative pressure wound therapy, cuff and surgical markets with various plastic fittings to assist with a patient's healing process. In addition to our established line of components, we also offer custom fittings which can be tailored to your project's needs.



## Respiratory

Our fittings are found in ventilators, CPAP, and anesthesia machines. Standard connectors are manufactured in a variety of sizes from 1/16" to 1/4". Our reducing connectors come in multiple configurations to fit simple or unique requirements.

**Injectech is committed to providing reliable plastic fittings that will contribute to the strong connections needed to keep patients safe.**

# At a Glance

Injectech's flexibility, short lead times and high-quality components offer a competitive advantage to our customers and partners.

From design to delivery, we are here to provide you with the high-quality fittings you need - when you need them. Injectech maintains an ISO 13485 certified quality management system. All products are molded, assembled and packaged within an ISO Class 8 cleanroom.

## 20+

years in business

## 2,500

off-the-shelf components

## 30,000

sq. ft

### Global business of skilled professionals

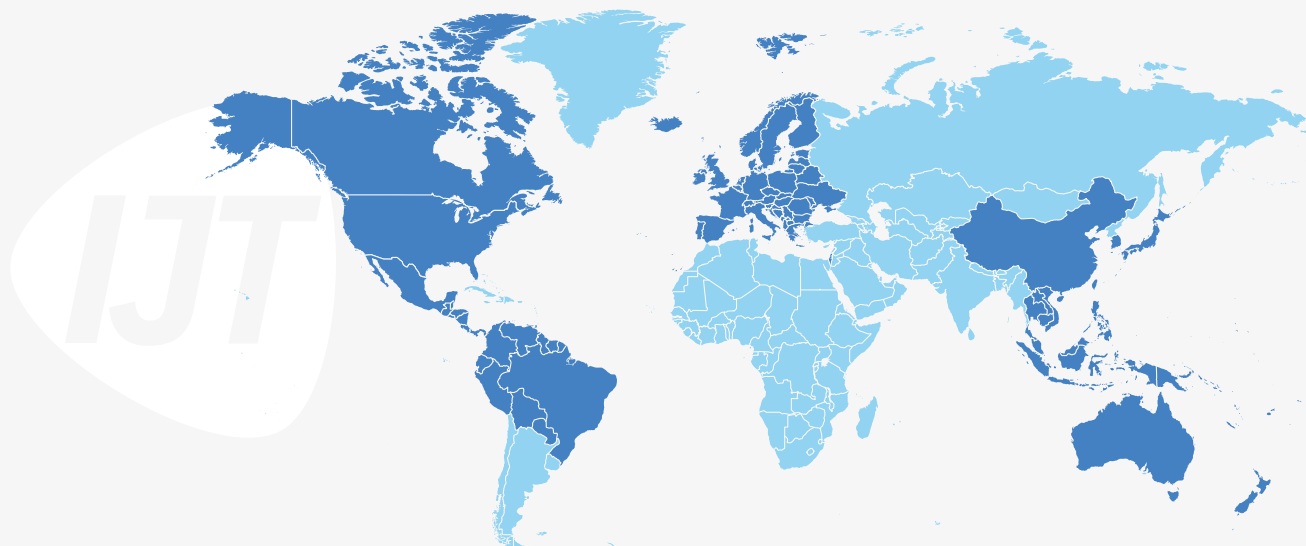
We ship our components to more than 2,000 customers across 30+ countries serving 6 key markets.

## 30+

countries

## 2,000

customers



### Key Distributors



**MedNet**

[medneteuropa.com](http://medneteuropa.com)



**Promempla**

[promempla.com](http://promempla.com)



**Qosina**

[qosina.com](http://qosina.com)



**Tune Right Technology**

[en.tunerighttech.com](http://en.tunerighttech.com)



**The West Group**

[westgroup.co.uk](http://westgroup.co.uk)

# Services

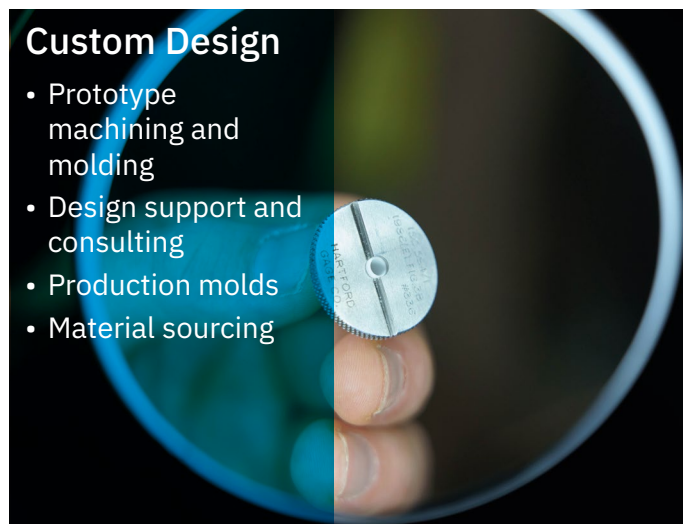
Injectech has an established reputation for flexible manufacturing; to that end, we offer our customers a number of specialized services. We are equipped to manage all stages of product development from design and engineering to verification and validation.

Our plastic components are manufactured, inspected, assembled, and bagged in our Class 8 cleanroom. This same facility is where we design and ship our custom fittings. You can always trust where your components are coming from. Injectech can answer all of your questions quickly because we are with your project from start to finish.



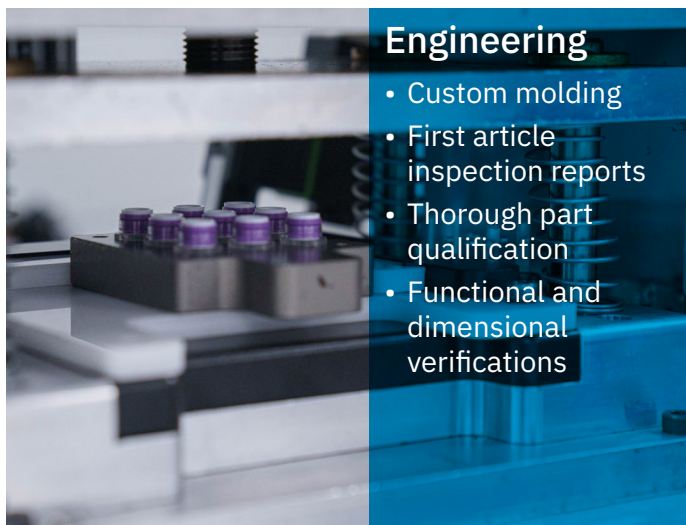
## Manufacturing

- Lot-traceable materials
- ISO Class 8 cleanroom
- ISO 13485 certified
- All electric injection presses
- Automated processes



## Custom Design

- Prototype machining and molding
- Design support and consulting
- Production molds
- Material sourcing



## Engineering

- Custom molding
- First article inspection reports
- Thorough part qualification
- Functional and dimensional verifications



## Assembly

- Solvent and adhesive bonding
- Cleanroom assembly
- Component sourcing
- Molding analysis



# Custom Design

Do you have an idea for a product, but our established line of components doesn't fit your needs? Injectech offers custom design and assembly services while maintaining trustworthy customer service to meet your project requirements and timelines.

Our custom services go beyond the manufacture of custom molded components. We provide complete project management services from design to delivery. Injectech's Product Development Team will collaborate with you to help answer any questions and address any obstacles in the process to ensure the success of your project.

## Have an idea?

We'll work with you to bring it to life!

- Custom component design
- Cost-reduction initiatives
- Tool management
- Molding analysis

Your customers depend on your products, **you can depend on ours.**

# Sample Kits

Our component sample kits are available to assist customers during the component selection and flow control system specification process.

We have a range of component kits available according to their application:

- General Sample Kit
- Luers Kit
- Tube to Tube Connectors Kit

Our component sample kits provide manufacturers with a selection of components for the specification, design and testing processes. We work to support the design and production process of a variety of markets within the medical device and bioprocess industries.



Are you in need of an Injectech sample kit? Request yours today!

## Why Choose Injectech?

We pride ourselves on developing successful partnerships with our customers. We offer precision design, injection molding and assembly services while focusing on quality, flexibility and superior customer service.




### Focused

Committed to our customers' success. We focus on flexibility, honesty and integrity. We continue to be a reliable resource for medical device OEMs.



### Trusted

We work to create trust and lasting relationships with our entire supply chain and customers. This ensures our products arrive promptly and are of superior quality.



### Professional

We provide quality plastic fittings at competitive prices with trusted materials. We understand medical applications and will utilize our knowledge to serve our customers.



### Understanding

We understand that our fittings are used in life-saving surgeries and medical procedures. This is a driving force in the high standard of our product offering.

# What's New

Take a look below at what we've added to our fitting offering this year.



**01116-PP00-004**

**Female Slip Luer to 1/16" Barb (1.5mm) ID Tubing**

Find this fitting on page 50



**01332-PP00-004**

**Female Slip Luer to 3/32" Barb (2.25mm) ID Tubing**

Find this fitting on page 50



**7C0303-RSPC01-001**

**80369-7 Male Slip Luer Coupler**

Find this fitting on page 54



**CP142-PP00-004**

**Female Luer Plug with Lugs**

Find this fitting on page 56



**T010101-PP00-004**

**Female Slip Luer Tee**

Find this fitting on page 57



**L03R18-RSPC01-001**

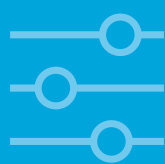
**Male Slip Luer Elbow to 1/8" Barb (3mm) ID Tubing**

Find this fitting on page 60



## Quality

Our company conforms to ISO 13485 requirements. We continually improve our work processes to adapt to ever evolving changes.



## Customization

Not every project can utilize off-the-shelf solutions. We started our business by specializing in custom projects and welcome discussions to make unique ideas a reality.



## Knowledge

Our team's extensive experience and knowledge means we can confidently guide our customers in the right direction.



## Flexible

We collaborate with our customers. We understand that changes occur during a project's lifecycle so we are always prepared to find solutions that will keep a project on track.



# Quality Standards

Injectech's ISO 13485 certification is an extension of our commitment to quality, our customers and our philosophy. All medical products manufactured by Injectech, LLC are molded and/or assembled in our certified Class 8 cleanroom. Our products are double bagged and labeled prior to leaving our cleanroom.

Injectech, LLC uses virgin material in our manufacturing processes. Absolutely no regrind is allowed in our system. All materials are traceable to the material manufacturer's lot identification number.

We use high quality, medical grade materials to mold all of our fittings to ensure our parts will work for your intended application without issue. We can provide

material certifications and more information by request.

We actively pursue providing you with exceptional quality products and ever-improving customer satisfaction through compliance and continual improvements. We consistently ensure that our quality management system is effective and that you receive the highest quality of service from the time you place the order to the



time you receive our products.

Injectech production is certified to meet ISO 13485 requirements and is performed in an ISO Class 8 cleanroom environment. We welcome both prototype and production runs.



The International Organization for Standardization (ISO) is in development of the new ISO 80369 standards to reduce the risk of misconnections between small-bore medical connectors.

These connectors are used in respiratory, enteral, urinary, blood pressure, neuraxial and intravenous systems which historically used an identical luer lock design. This increases the likelihood of a misconnection between the delivery systems used in the medical device industry. We have seen the impact of these new standards which has led to new designs, new parts, new molds, and the replacement

of millions of components. The FDA is reviewing the deadline for ISO 80369 enforcement.

Injectech is proud to manufacture panel mounts, barbed luers, bond-in luers, filters and check valves that meet the ISO 80369-7 standard.

Call us at Injectech and we will discuss how this could affect your project and how we can help!

# Product Change Notification



As part of our commitment to customers, it is our policy to post updates on any changes that may affect a product's fit, form or function.

We make every effort to contact customers who have purchased a part within the previous year.

We also encourage you to sign up to automatically receive alerts regarding such product changes by scanning the QR code. Our Quality Department is happy to address any concerns you may have about a change.

Where possible, you will be informed if we plan to make a product obsolete. You will have the opportunity to purchase any remaining stock and we will assist in finding an alternative product. Additionally, we can send drawings or samples of alternative products for evaluation.


Please note that any changes to our custom product range are managed directly with the customer concerned.

## Statement concerning “Fit, Form, and Function”

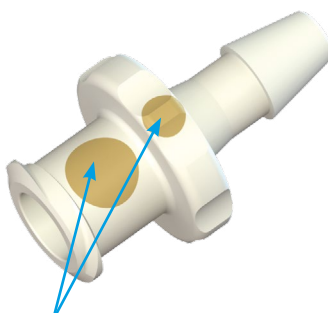
**Fit:** the ability of a part to physically interface with, connect to, or become an integral part of another part. Injectech defines its standard product connector line as the “fit” to a mating connector and/or tubing. Exclusions may be considered perpendicular to intended “fit”. Customer specific “fit” requirements for products/connectors may be defined by end user with the creation of a unique part number.

**Form:** the shape, size, dimensions, mass, weight and other visual parameters that uniquely distinguish a part. Injectech considers “form” that applies directly to the function/performance of the connector/product's intended use. Exclusions that may apply are variations in ejector pin marks that do not interfere with product's intended use. Customers may request consideration with the creation of a custom part number.


**Function:** the action or actions that a part is designed to perform. Injectech products are initially designed to allow the transfer of media through the product or securing the product supporting media transfer. There are no exclusions from this definition as customers are required to test Injectech products in their specific applications.



**Example:** If a customer requires the part diameter to be controlled because the end use requires the fitting to snap into a housing. This would require a new assigned part number.



Ejector Pin Marks



**Notes:** any additional requirements specifying new part number assignments may be subject to a NRE (non-recurring engineering fee) and/or a minimum order requirement.

Please contact our sales department with any questions at [sales@injectech.us](mailto:sales@injectech.us)



## Luers

**Injectech luer designs are tested for compliance to relevant international standards ISO 594-1, 594-2 and 80369-7 to ensure compatibility and a leak-tight fit.**

### Lot-traceable

- Manufactured with 100% virgin materials. Material and product certifications are available on request
- Manufactured and packaged in an ISO Class 8 cleanroom environment
- Manufactured to ISO 13485 quality system standards

### Single Barb Design

- No mold parting line on the sealing surface minimizing potential leaks
- Single barbs allow for maximum relaxation of the tubing behind the barb resulting in a remarkable non-slip grip
- Geometry of the barb is designed for easy assembly without compromising the fitting's strength or pressure capability



ISO 80369-7 Design

The ISO 80369 series of standards aims to minimize misconnections between small bore connectors of different functional categories. ISO 80369-7 specifically addresses intravascular and hypodermic applications.

Injectech has conducted extensive research to determine the best manufacturing methods and proper protocol to evaluate and meet compliance to the ISO 80369-7 standard.



All fittings in this section are compliant to the ISO 80369-7 standard.

ISO 80369-7 Compliant | Male Luer Locks

Component	Cross Section	Part Number	Description
		<b>704116</b>	80369-7 Male Luer Lock to 1/16" Barb (1.5mm) ID Tubing
		704116-N01-006	White Nylon
		704116-PP00-004	Animal Free Polypropylene
		704116-ABS00-003	Clear ABS
		704116-PC01-000	Clear Polycarbonate
		<b>704332</b>	80369-7 Male Luer Lock to 3/32" Barb (2.25mm) ID Tubing
		704332-N01-006	White Nylon
		704332-PP00-004	Animal Free Polypropylene
		704332-ABS00-003	Clear ABS
		704332-PC01-000	Clear Polycarbonate
		<b>70418</b>	80369-7 Male Luer Lock to 1/8" Barb (3mm) ID Tubing
		70418-N01-006	White Nylon
		70418-PP00-004	Animal Free Polypropylene
		70418-ABS00-003	Clear ABS
		70418-PC01-000	Clear Polycarbonate

LUERS

Barb Design


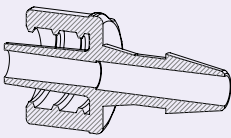

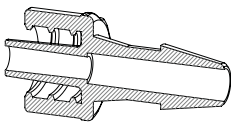

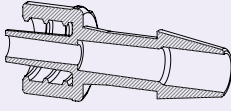
Technical information regarding barb dimensions can be found on p126 at the back of this catalog.



All fittings in this section are compliant to the ISO 80369-7 standard.

ISO 80369-7 Compliant | Male Luer Locks

LUERS

Component	Cross Section	Part Number	Description
		<b>704532</b>  704532-N01-006 704532-PP00-004 704532-ABS00-003 704532-PC01-000	80369-7 Male Luer Lock to 5/32" Barb (4mm) ID Tubing  White Nylon Animal Free Polypropylene Clear ABS Clear Polycarbonate
		<b>704316</b>  704316-N01-006 704316-PP00-004 704316-ABS00-003 704316-PC01-000	80369-7 Male Luer Lock to 3/16" Barb (4.75mm) ID Tubing  White Nylon Animal Free Polypropylene Clear ABS Clear Polycarbonate
		<b>70414</b>  70414-N01-006 70414-PP00-004 70414-ABS00-003 70414-PC01-000	80369-7 Male Luer Lock to 1/4" Barb (6.25mm) ID Tubing  White Nylon Animal Free Polypropylene Clear ABS Clear Polycarbonate



All fittings in this section are compliant to the ISO 80369-7 standard.

## ISO 80369-7 Compliant | Female Luer Locks

Component	Cross Section	Part Number	Description
		<b>702116</b>	80369-7 Female Luer Lock to 1/16" Barb (1.5mm) ID Tubing
		702116NP-N01-006	White Nylon
		702116NP-PP00-004	Animal Free Polypropylene
		702116-ABS00-003	Clear ABS
		702116-PC01-000	Clear Polycarbonate
		<b>702332</b>	80369-7 Female Luer Lock to 3/32" Barb (2.25mm) ID Tubing
		702332NP-N01-006	White Nylon
		702332NP-PP00-004	Animal Free Polypropylene
		702332-ABS00-003	Clear ABS
		702332-PC01-000	Clear Polycarbonate
		<b>70218</b>	80369-7 Female Luer Lock to 1/8" Barb (3mm) ID Tubing
		70218NP-N01-006	White Nylon
		70218NP-PP00-004	Animal Free Polypropylene
		70218-ABS00-003	Clear ABS
		70218-PC01-000	Clear Polycarbonate

ISO Standards


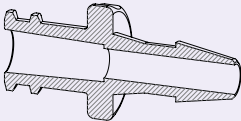

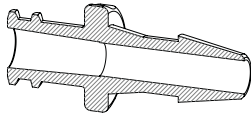

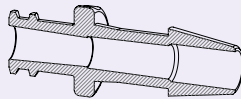
Information regarding the ISO 80369 standards can be found on p14.



All fittings in this section are compliant to the ISO 80369-7 standard.

ISO 80369-7 Compliant | Female Luer Locks

LUERS


Component	Cross Section	Part Number	Description
		<b>702532</b>  702532NP-N01-006 702532NP-PP00-004 702532-ABS00-003 702532-PC01-000	80369-7 Female Luer Lock to 5/32" Barb (4mm) ID Tubing  White Nylon Animal Free Polypropylene Clear ABS Clear Polycarbonate
		<b>702316</b>  702316NP-N01-006 702316NP-PP00-004 702316-ABS00-003 702316-PC01-000	80369-7 Female Luer Lock to 3/16" Barb (4.75mm) ID Tubing  White Nylon Animal Free Polypropylene Clear ABS Clear Polycarbonate
		<b>70214</b>  70214NP-N01-006 70214NP-PP00-004 70214-ABS00-003 70214-PC01-000	80369-7 Female Luer Lock to 1/4" Barb (6.25mm) ID Tubing  White Nylon Animal Free Polypropylene Clear ABS Clear Polycarbonate





All fittings in this section are compliant to the ISO 80369-7 standard.

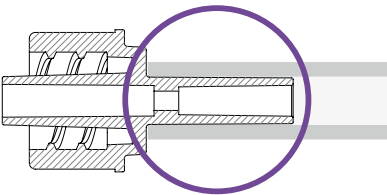
## ISO 80369-7 Compliant | Male Bond-In Ports

Component	Cross Section	Part Number	Description
		<b>04B095</b>  04B095-ACRL00-004	Male Luer Lock Bond-in Port .100/.090 (2.54mm/2.28mm)  Clear Acrylic
		<b>04B110</b>  04B110-ACRL00-004	Male Luer Lock Bond-in Port .115/.105 (2.92mm/2.66mm)  Clear Acrylic
		<b>04B130</b>  04B130-ACRL00-004	Male Luer Lock Bond-in Port .134/.123 (3.4mm/3.12mm)  Clear Acrylic

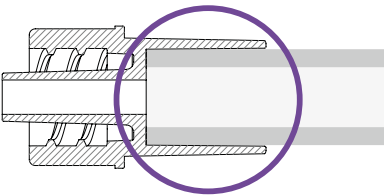
Bond-In Ports

Our bond-in luers allow tubing to be assembled to either the inside or the outside of the fitting. Examples below:

Bond-In Port 04B095




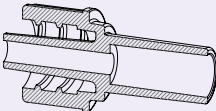
Bond-In Port 04B312

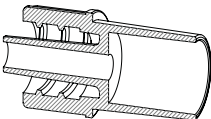


All fittings in this section are compliant to the ISO 80369-7 standard.

ISO 80369-7 Compliant | Male Bond-In Ports

LUERS

Component	Cross Section	Part Number	Description
		<b>04B187</b>	Male Luer Lock Bond-in Port .192/.182 (4.87mm/4.62mm)
		04B187-ACRL00-004	Clear Acrylic



**04B312**

Male Luer Lock Bond-in Port  
.310/.320 (7.87mm/8.13mm)

04B312-ACRL00-004 Clear Acrylic


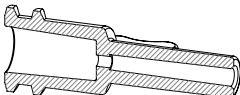

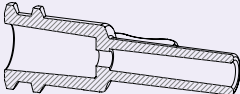

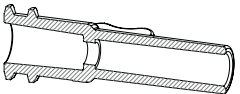
Don't see what you're looking for?  
We can also provide





All fittings in this section are compliant to the ISO 80369-7 standard.

## ISO 80369-7 Compliant | Female Bond-In Ports

Component	Cross Section	Part Number	Description
		<b>02B062</b>	Female Luer Lock Bond-in Port .065/.056 (1.65mm/1.42mm)
		02B062-ACRL00-004 02B062-COPE00-000	Clear Acrylic Clear Copolyester
		<b>02B085</b>	Female Luer Lock Bond-in Port .088/.079 (2.23mm/2mm)
		02B085-ACRL00-004 02B085-COPE00-000	Clear Acrylic Clear Copolyester
		<b>02B104</b>	Female Luer Lock Bond-in Port .114/.100 (2.89mm/2.54mm)
		02B104-ACRL00-004 02B104-COPE00-000	Clear Acrylic Clear Copolyester



All fittings in this section are compliant to the ISO 80369-7 standard.

## ISO 80369-7 Compliant | Female Bond-In Ports

LUERS	Component	Cross Section	Part Number	Description
			<b>02B130</b>	Female Luer Lock Bond-in Port .134/.124 (3.4mm/3.14mm)
			02B130-ACRL00-004 02B130-COPE00-000	Clear Acrylic Clear Copolyester
			<b>02B156</b>	Female Luer Lock Bond-in Port .163/.134 (4.14mm/3.4mm)
			02B156-ACRL00-004 02B156-COPE00-000	Clear Acrylic Clear Copolyester
			<b>02B187</b>	Female Luer Lock Bond-in Port .192/.183 (4.87mm/4.64mm)
			02B187-ACRL00-004 02B187-COPE00-000	Clear Acrylic Clear Copolyester

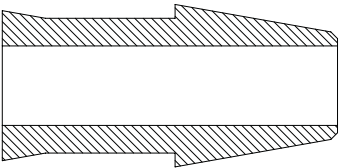


Rigid Barb Design

The rigid barb design offers a smaller barb outside diameter. This results in easier tube assembly when working with rigid tubing. Barb comparisons below:

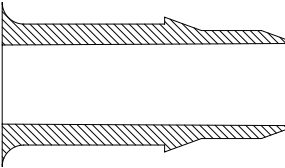


Standard Barb



OD for 1/8" standard barb is 0.188"

Rigid Barb



OD for 1/8" rigid barb is 0.156"

Rigid Barb | Male Luer Locks

Component	Cross Section	Part Number	Description
		<b>04R116</b>  04R116-N01-006 04R116-PP00-004 04R116-PC01-000 04R116-RSPC01-005 04R116-KY01-000	Male Luer Lock to 1/16" Rigid Barb (1.5mm) ID Tubing  White Nylon Animal Free Polypropylene Clear Polycarbonate Radiation Stable Polycarbonate Kynar
		<b>04R332</b>  04R332-N01-006 04R332-PP00-004	Male Luer Lock to 3/32" Rigid Barb (2.25mm) ID Tubing  White Nylon Animal Free Polypropylene
		<b>04R316</b>  04R316-N01-006 04R316-PP00-004 04R316-PC01-000 04R316-RSPC01-005 04R316-KY01-000	Male Luer Lock to 3/16" Rigid Barb (4.75mm) ID Tubing  White Nylon Animal Free Polypropylene Clear Polycarbonate Radiation Stable Polycarbonate Kynar


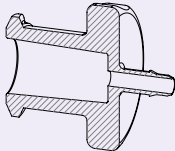
Rigid Barb Design

Our rigid barbs are intended for use with higher durometer tubing such as polyethylene.




Rigid Barb | Female Luer Locks

LUERS

Component	Cross Section	Part Number	Description
		<b>02R116</b>  02R116-N01-006 02R116-PP00-004 02R116-PC01-000 02R116-RSPC01-005 02R116-KY01-000	Female Luer Lock to 1/16" Rigid Barb (1.5mm) ID Tubing  White Nylon Animal Free Polypropylene Clear Polycarbonate Radiation Stable Polycarbonate Kynar

Injectech’s ISO 13485 certification is an extension of our commitment to quality, our customers and our philosophy.



All medical products manufactured by Injectech, LLC are molded, inspected and/or assembled in our certified Class 8 cleanroom. Our products are double-bagged and labeled prior to leaving our cleanroom.

High Flow Barb Design

The high flow barb design incorporates two important features:

- A smaller barb outside diameter for easier insertion into tubing
- A larger through hole to allow increased flow and vacuum rates

Male luers with barb sizes 1/8" (3mm) and below are limited in flow rate by the core pin that makes the internal feature of the barb. Our 5/32" (4mm) up to 1/4" (6.25mm)

barb sizes incorporate a larger luer through hole. This is designated by a "CP" in the part number to indicate a larger total through hole diameter when compared to our other male luer products.

Part number designations

- HF designates our high flow barb design
- CP designates a larger luer core pin

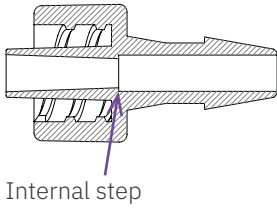


High Flow Luers

Component	Cross Section	Part Number	Description
		<b>04HF18</b>	Male Luer Lock to 1/8" High Flow Barb (3mm) ID Tubing
		04HF18-N01-006	White Nylon
		04HF18-PP00-004	Animal Free Polypropylene
		04HF18-PC01-000	Clear Polycarbonate
		04HF18-RSPC01-005	Radiation Stable Polycarbonate
		04HF18-KY01-000	Kynar
		<b>04HF532CP</b>	Male Luer Lock to 5/32" High Flow Barb (4mm) ID Tubing
		04HF532CP-N01-006	White Nylon
		04HF532CP-PP00-004	Animal Free Polypropylene
		04HF532CP-PC01-000	Clear Polycarbonate
		04HF532CP-RSPC01-005	Radiation Stable Polycarbonate
		04HF532CP-KY01-000	Kynar
		<b>04HF316CP</b>	Male Luer Lock to 3/16" High Flow Barb (4.75mm) ID Tubing
		04HF316CP-N01-006	White Nylon
		04HF316CP-PP00-004	Animal Free Polypropylene
		04HF316CP-PC01-000	Clear Polycarbonate
		04HF316CP-RSPC01-005	Radiation Stable Polycarbonate
		04HF316CP-KY01-000	Kynar

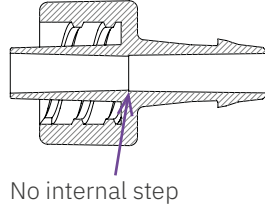


### 5/32" Standard Barb




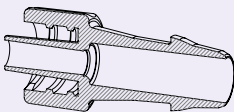
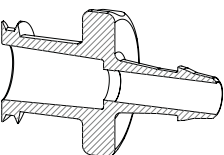

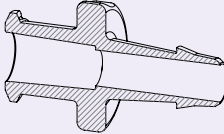
VS.

### 5/32" High Flow Barb




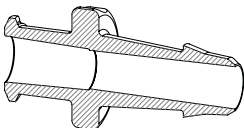

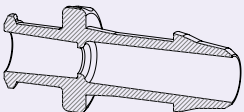
## High Flow Luers

### LUERS

Component	Cross Section	Part Number	Description
		<b>04HF14CP</b>  04HF14CP-N01-006 04HF14CP-PP00-004 04HF14CP-PC01-000 04HF14CP-RSPC01-005 04HF14CP-KY01-000	Male Luer Lock to 1/4" High Flow Barb (6.25mm) ID Tubing  White Nylon Animal Free Polypropylene Clear Polycarbonate Radiation Stable Polycarbonate Kynar
		<b>02HF18</b>  02HF18-N01-006 02HF18-PP00-004 02HF18-PC01-000 02HF18-RSPC01-005 02HF18-KY01-000	Female Luer Lock to 1/8" High Flow Barb (3mm) ID Tubing  White Nylon Animal Free Polypropylene Clear Polycarbonate Radiation Stable Polycarbonate Kynar
		<b>02HF532</b>  02HF532-N01-006 02HF532-PP00-004 02HF532-PC01-000 02HF532-RSPC01-005 02HF532-KY01-000	Female Luer Lock to 5/32" High Flow Barb (4mm) ID Tubing  White Nylon Animal Free Polypropylene Clear Polycarbonate Radiation Stable Polycarbonate Kynar



## High Flow Luers

Component	Cross Section	Part Number	Description
		<b>02HF316</b>	Female Luer Lock to 3/16" High Flow Barb (4.75mm) ID Tubing
		02HF316-N01-006	White Nylon
		02HF316-PP00-004	Animal Free Polypropylene
		02HF316-PC01-000	Clear Polycarbonate
		02HF316-RSPC01-005	Radiation Stable Polycarbonate
		02HF316-KY01-000	Kynar
		<b>02HF14</b>	Female Luer Lock to 1/4" High Flow Barb (6.25mm) ID Tubing
		02HF14-N01-006	White Nylon
		02HF14-PP00-004	Animal Free Polypropylene
		02HF14-PC01-000	Clear Polycarbonate
		02HF14-RSPC01-005	Radiation Stable Polycarbonate
		02HF14-KY01-000	Kynar

LUERS



## Order online | [injectech.net/Products](https://injectech.net/Products)

When quality counts, you can trust the reliable products Injectech supplies.





Animal Derivative Free Materials:

PP00-004 | Animal Free Polypropylene

KY01-000 | Kynar

ABS00-002 | Clear ABS



Multiple color options available for Nylon components. Subject to minimum order quantities.



## Male Luer Locks

### LUERS

Component	Cross Section	Part Number	Description
		<b>04116</b>	Male Luer Lock to 1/16" Barb (1.5mm) ID Tubing
		04116-N01-006 04116-PP00-004 04116-ABS00-002 04116-PC01-000 04116-RSPC01-005 04116-KY01-000	White Nylon Animal Free Polypropylene Clear ABS Clear Polycarbonate Radiation Stable Polycarbonate Kynar
		<b>04R116</b>	Male Luer Lock to 1/16" Rigid Barb (1.5mm) ID Tubing
		04R116-N01-006 04R116-PP00-004 04R116-PC01-000 04R116-RSPC01-005 04R116-KY01-000	White Nylon Animal Free Polypropylene Clear Polycarbonate Radiation Stable Polycarbonate Kynar
		<b>704116</b>	80369-7 Male Luer Lock to 1/16" Barb (1.5mm) ID Tubing
		704116-N01-006 704116-PP00-004 704116-ABS00-003 704116-PC01-000	White Nylon Animal Free Polypropylene Clear ABS Clear Polycarbonate







This icon designates a fitting is compliant to the ISO 80369-7 standard.

## Male Luer Locks

Component	Cross Section	Part Number	Description
		<b>04332</b>  04332-N01-006 04332-PP00-004 04332-ABS00-002 04332-PC01-000 04332-RSPC01-005 04332-KY01-000	Male Luer Lock to 3/32" Barb (2.25mm) ID Tubing  White Nylon Animal Free Polypropylene Clear ABS Clear Polycarbonate Radiation Stable Polycarbonate Kynar
		<b>704332</b>  704332-N01-006 704332-PP00-004 704332-ABS00-003 704332-PC01-000	80369-7 Male Luer Lock to 3/32" Barb (2.25mm) ID Tubing  White Nylon Animal Free Polypropylene Clear ABS Clear Polycarbonate
		<b>04R332</b>  04R332-N01-006 04R332-PP00-004	Male Luer Lock to 3/32" Rigid Barb (2.25mm) ID Tubing  White Nylon Animal Free Polypropylene





Animal Derivative Free Materials:

PP00-004 | Animal Free Polypropylene

KY01-000 | Kynar

ABS00-002 | Clear ABS



Multiple color options available for Nylon components. Subject to minimum order quantities.



## Male Luer Locks

### LUERS


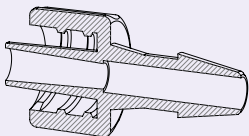

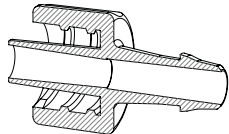

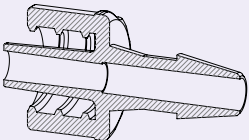
Component	Cross Section	Part Number	Description
		<b>0418</b>	Male Luer Lock to 1/8" Barb (3mm) ID Tubing
		0418-N01-006 0418-PP00-004 0418-ABS00-002 0418-PC01-000 0418-RSPC01-005 0418-KY01-000	White Nylon Animal Free Polypropylene Clear ABS Clear Polycarbonate Radiation Stable Polycarbonate Kynar
		<b>04HF18</b>	Male Luer Lock to 1/8" High Flow Barb (3mm) ID Tubing
		04HF18-N01-006 04HF18-PP00-004 04HF18-PC01-000 04HF18-RSPC01-005 04HF18-KY01-000	White Nylon Animal Free Polypropylene Clear Polycarbonate Radiation Stable Polycarbonate Kynar
		<b>70418</b>	80369-7 Male Luer Lock to 1/8" Barb (3mm) ID Tubing
		70418-N01-006 70418-PP00-004 70418-ABS00-003 70418-PC01-000	White Nylon Animal Free Polypropylene Clear ABS Clear Polycarbonate





This icon designates a fitting is compliant to the ISO 80369-7 standard.

## Male Luer Locks

Component	Cross Section	Part Number	Description
		<b>04532</b>  04532-N01-006 04532-PP00-004 04532-ABS00-002 04532-PC01-000 04532-RSPC01-005 04532-KY01-000	Male Luer Lock to 5/32" Barb (4mm) ID Tubing  White Nylon Animal Free Polypropylene Clear ABS Clear Polycarbonate Radiation Stable Polycarbonate Kynar
		<b>04HF532CP</b>  04HF532CP-N01-006 04HF532CP-PP00-004 04HF532CP-PC01-000 04HF532CP-RSPC01-005 04HF532CP-KY01-000	Male Luer Lock to 5/32" High Flow Barb (4mm) ID Tubing  White Nylon Animal Free Polypropylene Clear Polycarbonate Radiation Stable Polycarbonate Kynar
		<b>704532</b>  704532-N01-006 704532-PP00-004 704532-ABS00-003 704532-PC01-000	80369-7 Male Luer Lock to 5/32" Barb (4mm) ID Tubing  White Nylon Animal Free Polypropylene Clear ABS Clear Polycarbonate




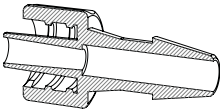

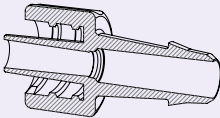

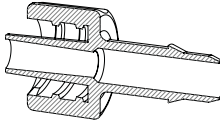


Barb Design

Technical information regarding barb dimensions can be found on p126 at the back of this catalog.




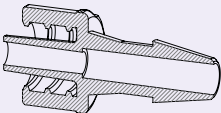

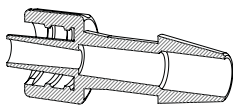

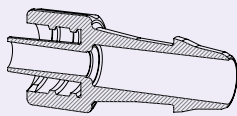
Male Luer Locks

LUERS	Component	Cross Section	Part Number	Description
			<b>04316</b>	Male Luer Lock to 3/16" Barb (4.75mm) ID Tubing
			04316-N01-006 04316-PP00-004 04316-ABS00-002 04316-PC01-000 04316-RSPC01-005 04316-KY01-000	White Nylon Animal Free Polypropylene Clear ABS Clear Polycarbonate Radiation Stable Polycarbonate Kynar
			<b>04HF316CP</b>	Male Luer Lock to 3/16" High Flow Barb (4.75mm) ID Tubing
			04HF316CP-N01-006 04HF316CP-PP00-004 04HF316CP-PC01-000 04HF316CP-RSPC01-005 04HF316CP-KY01-000	White Nylon Animal Free Polypropylene Clear Polycarbonate Radiation Stable Polycarbonate Kynar
			<b>04R316</b>	Male Luer Lock to 3/16" Rigid Barb (4.75mm) ID Tubing
			04R316-N01-006 04R316-PP00-004 04R316-PC01-000 04R316-RSPC01-005 04R316-KY01-000	White Nylon Animal Free Polypropylene Clear Polycarbonate Radiation Stable Polycarbonate Kynar



This icon designates a fitting is compliant to the ISO 80369-7 standard.

## Male Luer Locks

Component	Cross Section	Part Number	Description
		<b>704316</b>  704316-N01-006 704316-PP00-004 704316-ABS00-003 704316-PC01-000	80369-7 Male Luer Lock to 3/16" Barb (4.75mm) ID Tubing  White Nylon Animal Free Polypropylene Clear ABS Clear Polycarbonate
		<b>0414</b>  0414-N01-006 0414-PP00-004 0414-ABS00-002 0414-PC01-000 0414-RSPC01-005 0414-KY01-000	Male Luer Lock to 1/4" Barb (6.25mm) ID Tubing  White Nylon Animal Free Polypropylene Clear ABS Clear Polycarbonate Radiation Stable Polycarbonate Kynar
		<b>04HF14CP</b>  04HF14CP-N01-006 04HF14CP-PP00-004 04HF14CP-PC01-000 04HF14CP-RSPC01-005 04HF14CP-KY01-000	Male Luer Lock to 1/4" High Flow Barb (6.25mm) ID Tubing  White Nylon Animal Free Polypropylene Clear Polycarbonate Radiation Stable Polycarbonate Kynar



Animal Derivative Free Materials:

PP00-004 | Animal Free Polypropylene

KY01-000 | Kynar

ABS00-002 | Clear ABS


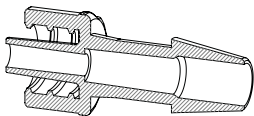


Multiple color options available for Nylon components. Subject to minimum order quantities.



## Male Luer Locks

LUERS

Component	Cross Section	Part Number	Description
		<b>70414</b>  70414-N01-006 70414-PP00-004 70414-ABS00-003 70414-PC01-000	80369-7 Male Luer Lock to 1/4" Barb (6.25mm) ID Tubing  White Nylon Animal Free Polypropylene Clear ABS Clear Polycarbonate



### Sample Kits are Available

Our sample kits include a variety of both male and female luer sizes as well as tube to tube connectors, spikes, plugs, and couplers. The fittings also come in many differing materials; polypropylene, polycarbonate, nylon, radiation stable polycarbonate, and more!

These kits are an invaluable development tool to assist with small quantity testing without having to purchase a multitude of different samples. At Injectech, we want to make the design process as simple as possible for your team and you.


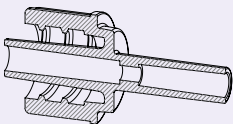

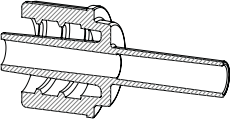

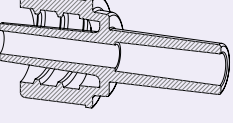


**Are you in need of an Injectech sample kit? Request yours today!**



This icon designates a fitting is compliant to the ISO 80369-7 standard.

## Male Luer Locks | Bond-in Ports

Component	Cross Section	Part Number	Description
		<b>04B095</b>  04B095-ACRL00-004	Male Luer Lock Bond-in Port .100/.090 (2.54mm/2.28mm)  Clear Acrylic
		<b>04B110</b>  04B110-ACRL00-004	Male Luer Lock Bond-in Port .115/.105 (2.92mm/2.66mm)  Clear Acrylic
		<b>04B130</b>  04B130-ACRL00-004	Male Luer Lock Bond-in Port .134/.123 (3.4mm/3.12mm)  Clear Acrylic

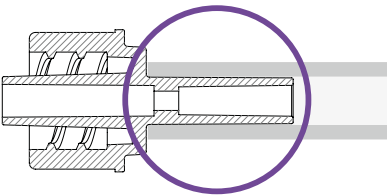


Bond-In Ports

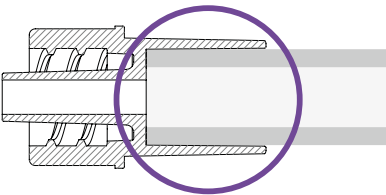
Our bond-in luers allow tubing to be assembled to either the inside or the outside of the fitting. Examples below:



Bond-In Port 04B095



Bond-In Port 04B312



Male Luer Locks | Bond-in Ports

Component		Cross Section	Part Number	Description
			04B187	Male Luer Lock Bond-in Port .192/.182 (4.87mm/4.62mm)
			04B187-ACRL00-004	Clear Acrylic
			04B312	Male Luer Lock Bond-in Port .310/.320 (7.87mm/8.13mm)
			04B312-ACRL00-004	Clear Acrylic



Order online | [injectech.net/Products](https://injectech.net/Products)

When quality counts, you can trust the reliable products Injectech supplies.





This icon designates a fitting is compliant to the ISO 80369-7 standard.

## Female Luer Locks

Component	Cross Section	Part Number	Description
		<b>02116</b>	Female Luer Lock to 1/16" Barb (1.5mm) ID Tubing
		02116-N01-006	White Nylon
		02116-PP00-004	Animal Free Polypropylene
		02116-ABS00-002	Clear ABS
		02116-PC01-000	Clear Polycarbonate
		02116-RSPC01-005	Radiation Stable Polycarbonate
		<b>02R116</b>	Female Luer Lock to 1/16" Rigid Barb (1.5mm) ID Tubing
		02R116-N01-006	White Nylon
		02R116-PP00-004	Animal Free Polypropylene
		02R116-PC01-000	Clear Polycarbonate
		02R116-RSPC01-005	Radiation Stable Polycarbonate
		02R116-KY01-000	Kynar
		<b>702116</b>	80369-7 Female Luer Lock to 1/16" Barb (1.5mm) ID Tubing
		702116NP-N01-006	White Nylon
		702116NP-PP00-004	Animal Free Polypropylene
		702116-ABS00-003	Clear ABS
		702116-PC01-000	Clear Polycarbonate
			



Animal Derivative Free Materials:

PP00-004 | Animal Free Polypropylene

KY01-000 | Kynar

ABS00-002 | Clear ABS



Multiple color options available for Nylon components. Subject to minimum order quantities.



## Female Luer Locks

### LUERS

Component	Cross Section	Part Number	Description
		<b>02332</b>  02332-N01-006 02332-PP00-004 02332-ABS00-002 02332-PC01-000 02332-RSPC01-005 02332-KY01-000	Female Luer Lock to 3/32" Barb (1.5mm) ID Tubing  White Nylon Animal Free Polypropylene Clear ABS Clear Polycarbonate Radiation Stable Polycarbonate Kynar
		<b>02HF332SB</b>  02HF332SB-N01-006	Female Luer Lock to 3/32" Barb (2.25mm) Smooth Bore  White Nylon
		<b>702332</b>  702332NP-N01-006 702332NP-PP00-004 702332-ABS00-003 702332-PC01-000	80369-7 Female Luer Lock to 3/32" Barb (2.25mm) ID Tubing  White Nylon Animal Free Polypropylene Clear ABS Clear Polycarbonate





This icon designates a fitting is compliant to the ISO 80369-7 standard.

## Female Luer Locks

Component	Cross Section	Part Number	Description
		<b>0218</b>	Female Luer Lock to 1/8" Barb (3mm) ID Tubing
		0218-N01-006 0218-PP00-004 0218-ABS00-002 0218-PC01-000 0218-RSPC01-005 0218-KY01-000	White Nylon Animal Free Polypropylene Clear ABS Clear Polycarbonate Radiation Stable Polycarbonate Kynar
		<b>02HF18</b>	Female Luer Lock to 1/8" High Flow Barb (3mm) ID Tubing
		02HF18-N01-006 02HF18-PP00-004 02HF18-PC01-000 02HF18-RSPC01-005 02HF18-KY01-000	White Nylon Animal Free Polypropylene Clear Polycarbonate Radiation Stable Polycarbonate Kynar
		<b>70218</b>	80369-7 Female Luer Lock to 1/8" Barb (3mm) ID Tubing
		70218-N01-006 70218-PP00-004 70218-ABS00-003 70218-PC01-000	White Nylon Animal Free Polypropylene Clear ABS Clear Polycarbonate




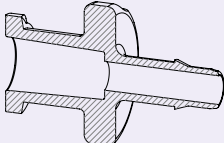

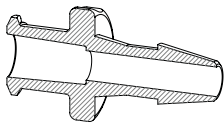

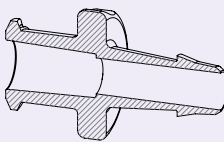




Custom options are available.  
Contact **sales@injectech.us**  
for more information.




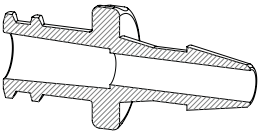

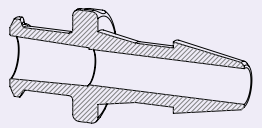

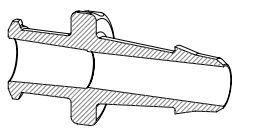
## Female Luer Locks

Component	Cross Section	Part Number	Description
		<b>CP033</b>  CP033-ABS05-000	Female Luer Lock to 1/8" Rigid Barb (3mm) ID Tubing  Blue ABS
		<b>02532</b>  02532-N01-006 02532-PP00-004 02532-ABS00-002 02532-PC01-000 02532-RSPC01-005 02532-KY01-000	Female Luer Lock to 5/32" Barb (4mm) ID Tubing  White Nylon Animal Free Polypropylene Clear ABS Clear Polycarbonate Radiation Stable Polycarbonate Kynar
		<b>02HF532</b>  02HF532-N01-006 02HF532-PP00-004 02HF532-PC01-000 02HF532-RSPC01-005 02HF532-KY01-000	Female Luer Lock to 5/32" High Flow Barb (4mm) ID Tubing  White Nylon Animal Free Polypropylene Clear Polycarbonate Radiation Stable Polycarbonate Kynar



This icon designates a fitting is compliant to the ISO 80369-7 standard.

## Female Luer Locks

Component	Cross Section	Part Number	Description
		<b>702532</b>	80369-7 Female Luer Lock to 5/32" Barb (4mm) ID Tubing
		702532NP-N01-006	White Nylon
		702532NP-PP00-004	Animal Free Polypropylene
		702532-ABS00-003	Clear ABS
		702532-PC01-000	Clear Polycarbonate
		<b>02316</b>	Female Luer Lock to 3/16" Barb (4.75mm) ID Tubing
		02316-N01-006	White Nylon
		02316-PP00-004	Animal Free Polypropylene
		02316-ABS00-002	Clear ABS
		02316-PC01-000	Clear Polycarbonate
		<b>02HF316</b>	Female Luer Lock to 3/16" High Flow Barb (4.75mm) ID Tubing
		02HF316-N01-006	White Nylon
		02HF316-PP00-004	Animal Free Polypropylene
		02HF316-PC01-000	Clear Polycarbonate
		02HF316-RSPC01-005	Radiation Stable Polycarbonate





Animal Derivative Free Materials:

PP00-004 | Animal Free Polypropylene

KY01-000 | Kynar


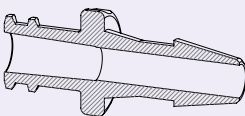

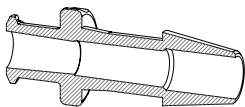

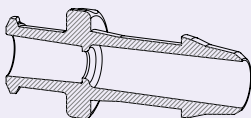
ABS00-002 | Clear ABS



Multiple color options available for Nylon components. Subject to minimum order quantities.




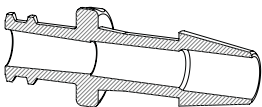
## Female Luer Locks

Component	Cross Section	Part Number	Description
		<b>702316</b>  702316NP-N01-006 702316NP-PP00-004 702316-ABS00-003 702316-PC01-000	80369-7 Female Luer Lock to 3/16" Barb (4.75mm) ID Tubing  White Nylon Animal Free Polypropylene Clear ABS Clear Polycarbonate
		<b>0214</b>  0214-N01-006 0214-PP00-004 0214-ABS00-002 0214-PC01-000 0214-RSPC01-005 0214-KY01-000	Female Luer Lock to 1/4" Barb (6.25mm) ID Tubing  White Nylon Animal Free Polypropylene Clear ABS Clear Polycarbonate Radiation Stable Polycarbonate Kynar
		<b>02HF14</b>  02HF14-N01-006 02HF14-PP00-004 02HF14-PC01-000 02HF14-RSPC01-005 02HF14-KY01-000	Female Luer Lock to 1/4" High Flow Barb (6.25mm) ID Tubing  White Nylon Animal Free Polypropylene Clear Polycarbonate Radiation Stable Polycarbonate Kynar



This icon designates a fitting is compliant to the ISO 80369-7 standard.

## Female Luer Locks

Component	Cross Section	Part Number	Description
 		<b>70214</b>	80369-7 Female Luer Lock to 1/4" Barb (6.25mm) ID Tubing
		70214NP-N01-006	White Nylon
		70214NP-PP00-004	Animal Free Polypropylene
		70214-ABS00-003	Clear ABS
		70214-PC01-000	Clear Polycarbonate



LUERS







Animal Derivative Free Materials:

PP00-004 | Animal Free Polypropylene

KY01-000 | Kynar

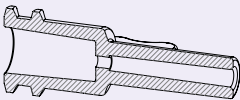

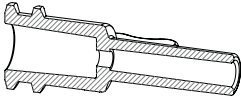
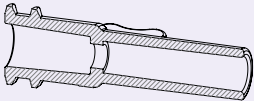
ABS00-002 | Clear ABS



Multiple color options available for Nylon components. Subject to minimum order quantities.




## Female Luer Locks | Bond-in Ports

Component	Cross Section	Part Number	Description
		<b>02B062</b>  02B062-ACRL00-004 02B062-COPE00-000	Female Luer Lock Bond-in Port .065/.056 (1.65mm/1.42mm)  Clear Acrylic Clear Copolyester
		<b>02B085</b>  02B085-ACRL00-004 02B085-COPE00-000	Female Luer Lock Bond-in Port .088/.079 (2.23mm/2mm)  Clear Acrylic Clear Copolyester
		<b>02B104</b>  02B104-ACRL00-004 02B104-COPE00-000	Female Luer Lock Bond-in Port .114/.100 (2.89mm/2.54mm)  Clear Acrylic Clear Copolyester

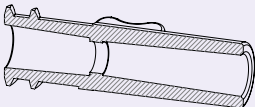

ISO 80369-7 Design

Injectech has conducted extensive research to determine the best manufacturing methods and proper protocol to evaluate and meet compliance to the ISO 80369-7 standard.


Our female bond-in luers meet the requirements for the ISO 80369-7 standard.



Female Luer Locks | Bond-in Ports

Component	Cross Section	Part Number	Description
		<b>02B130</b>	Female Luer Lock Bond-in Port .134/.124 (3.4mm/3.14mm)
		02B130-ACRL00-004 02B130-COPE00-000	Clear Acrylic Clear Copolyester
		<b>02B156</b>	Female Luer Lock Bond-in Port .163/.134 (4.14mm/3.4mm)
		02B156-ACRL00-004 02B156-COPE00-000	Clear Acrylic Clear Copolyester
		<b>02B187</b>	Female Luer Lock Bond-in Port .192/.183 (4.87mm/4.64mm)
		02B187-ACRL00-004 02B187-COPE00-000	Clear Acrylic Clear Copolyester

LUERS



**In need of a material that holds up against oncology drug carrier solvents such as Dimethylsulfoxide (DMSO)?**

Eastman Tritan™ copolyester, manufactured by Eastman, outperformed polycarbonate when testing the impact resistance of materials against DMSO.

**Products we offer in Tritan™ copolyester:**

- Female bond-ins
- Tube to tube connectors
- Reducing tube to tube connectors

Materials	Dimethylsulfoxide (DMSO) % Retention of impact energy to break
Tritan™ MX731	60 ± 7
Polycarbonate	All broke on jig
Lipid Resistant Polycarbonate	All broke on jig


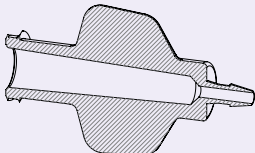

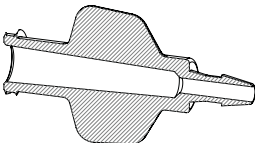

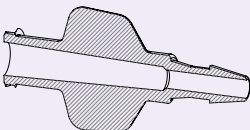
\*Source - Eastman Chemical Company | Results were achieved through Eastman's well developed Four-Step Test for testing how polymers will perform when frequently exposed to drugs and disinfectants. For a full explanation of these results and the testing protocol, please contact us.

Wing Grip Luers allow easy connections - even when wearing gloves.

Wing features offer a flat, comfortable, non-slip gripping surface that provides the extra leverage needed to ensure a secure connection.



## Female Wing Grip Luers

Component	Cross Section	Part Number	Description
		<b>02G116</b>  02G116-PP00-004 02G116-ABS00-002 02G116-PC01-000	Female Wing Grip Luer to 1/16" Barb (1.5mm) ID Tubing  Animal Free Polypropylene Clear ABS Clear Polycarbonate
		<b>02G332</b>  02G332-PP00-004 02G332-ABS00-002 02G332-PC01-000	Female Wing Grip Luer to 3/32" Barb (2.25mm) ID Tubing  Animal Free Polypropylene Clear ABS Clear Polycarbonate
		<b>02G18</b>  02G18-PP00-004 02G18-ABS00-002 02G18-PC01-000	Female Wing Grip Luer to 1/8" Barb (3mm) ID Tubing  Animal Free Polypropylene Clear ABS Clear Polycarbonate





Animal Derivative Free Materials:

PP00-004 | Animal Free Polypropylene

KY01-000 | Kynar

ABS00-002 | Clear ABS


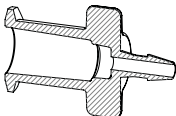

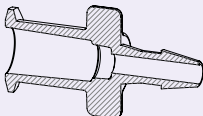

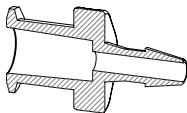


Multiple color options available for Nylon components. Subject to minimum order quantities.



## Slip Luers

### LUERS

Component	Cross Section	Part Number	Description
		<b>01116</b>  01116-PP00-004 01116-ABS00-002 01116-RSPC01-001	Female Slip Luer to 1/16" Barb (1.5mm) ID Tubing  Animal Free Polypropylene Clear ABS Lipid Resistant Radiation Stable Polycarbonate
		<b>01332</b>  01332-PP00-004 01332-ABS00-002 01332-RSPC01-001	Female Slip Luer to 3/32" Barb (2.25mm) ID Tubing  Animal Free Polypropylene Clear ABS Lipid Resistant Radiation Stable Polycarbonate
		<b>S01332</b>  S01332-ABS01-001	Female Slip Luer to 3/32" Barb (2.25mm) ID Tubing  White ABS

## New to the Slip Luer range




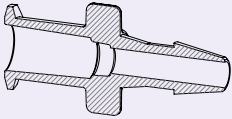

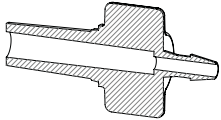

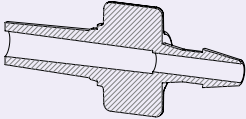
01116-PP00-004  
Female Slip Luer



01332-PP00-004  
Female Slip Luer



## Slip Luers

Component	Cross Section	Part Number	Description
		<b>0118</b>  0118-ABS00-002 0118-RSPC01-001	Female Slip Luer to 1/8" Barb (3mm) ID Tubing  Clear ABS Lipid Resistant Radiation Stable Polycarbonate
		<b>03116</b>  03116-ABS00-002 03116-RSPC01-001	Male Slip Luer to 1/16" Barb (1.5mm) ID Tubing  Clear ABS Lipid Resistant Radiation Stable Polycarbonate
		<b>03332</b>  03332-ABS00-002 03332-RSPC01-001	Male Slip Luer to 3/32" Barb (2.25mm) ID Tubing  Clear ABS Lipid Resistant Radiation Stable Polycarbonate

Slip Luers

Slip luers do not incorporate the ISO threads, allowing for quick assembly.



Slip Luers

LUERS	Component	Cross Section	Part Number	Description
			<b>S03332</b>	Male Slip Luer to 3/32" Barb (2.25mm) ID Tubing
			S03332-N01-006	White Nylon
			<b>0318</b>	Male Slip Luer to 1/8" Barb (3mm) ID Tubing
			0318-ABS00-002 0318-RSPC01-001	Clear ABS Lipid Resistant Radiation Stable Polycarbonate
			<b>CP030</b>	Male Slip Luer to 1/8" Barb (3mm) ID Tubing
			CP030-ABS01-001	White ABS

New to the Slip Luer range



7C0303-RSPC01-001  
Male Slip Luer Coupler



CP142-PP00-004  
Female Luer Plug with Lugs



Luer Plugs & Couplers

Component	Cross Section	Part Number	Description
		<b>02STY</b>  02STY-PP00-004	Female Luer Lock to Stylet  Animal Free Polypropylene
		<b>02P</b>  02P-N01-006 02P-PP00-004 02P-PC01-000 02P-RSPC01-005 02P-KY01-000	Female Luer Lock Plug  White Nylon Animal Free Polypropylene Clear Polycarbonate Radiation Stable Polycarbonate Kynar
		<b>C0101</b>  C0101-N01-006	Female Slip Luer Coupler  White Nylon

LUERS



Animal Derivative Free Materials:

PP00-004 | Animal Free Polypropylene  
KY01-000 | Kynar  
ABS00-002 | Clear ABS



Multiple color options available for Nylon components. Subject to minimum order quantities.



## Luer Plugs & Couplers

LUERS

Component	Cross Section	Part Number	Description
		<b>C0202</b>	Female Luer Lock Coupler
		C0202-N01-006 C0202-PP00-004 C0202-PC01-000 C0202-RSPC01-005 C0202-KY01-000	White Nylon Animal Free Polypropylene Clear Polycarbonate Radiation Stable Polycarbonate Kynar
		<b>C0303</b>	Male Slip Luer Coupler
		C0303-N01-006	White Nylon
		<b>7C0303</b>	Male Slip Luer Coupler
		7C0303-RSPC01-001	Lipid Resistant Radiation Stable Polycarbonate





Lot Traceability

Injectech products are molded from 100% virgin - lot-traceable raw materials.

Material certifications can be supplied with each order at your request.



This icon designates a fitting is compliant to the ISO 80369-7 standard.

Luer Plugs & Couplers

Component	Cross Section	Part Number	Description
		<b>04PCL</b>  04PCL-N01-006 04PCL-PP00-004 04PCL-PC01-000	Male Luer Lock Plug, Closed Luer  White Nylon Animal Free Polypropylene Clear Polycarbonate
		<b>04P</b>  04P-N01-006 04P-PP00-004 04P-PC01-000 04P-RSPC01-005 04P-KY01-000	Male Luer Lock Plug  White Nylon Animal Free Polypropylene Clear Polycarbonate Radiation Stable Polycarbonate Kynar
		<b>L0103</b>  L0103-RSPC01-001	Female/Male Luer Slip Elbow  Lipid Resistant Radiation Stable Polycarbonate

LUERS



Animal Derivative Free Materials:

PP00-004 | Animal Free Polypropylene

KY01-000 | Kynar

ABS00-002 | Clear ABS



Multiple color options available for Nylon components. Subject to minimum order quantities.



## Luer Plugs & Couplers

### LUERS

Component	Cross Section	Part Number	Description
		<b>CP029</b>  CP029-N01-006	Male Luer Lock to Modified Luer Taper  White Nylon
		<b>CP120</b>  CP120-PP00-004	Double Ended Cap  Animal Free Polypropylene
		<b>CP142</b>  CP142-PP00-004	Female Luer Plug with Lugs  Animal Free Polypropylene

## New to the Slip Luer range




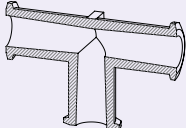
T010101-PP00-004  
Female Slip Luer Tee




L03R18-RSPC01-001  
Male Slip Luer Elbow



## Luer Plugs & Couplers

Component	Cross Section	Part Number	Description
		<b>T010101</b>  T010101-PP00-004	Female Slip Luer Tee  Animal Free Polypropylene

LUERS



### Injectech's lot traceability

All our products are molded from 100% virgin, lot-traceable raw materials.  
Material certifications can be supplied with each order at your request.



Animal Derivative Free Materials:

PP00-004 | Animal Free Polypropylene

KY01-000 | Kynar

ABS00-002 | Clear ABS



Multiple color options available for Nylon components. Subject to minimum order quantities.



## Rotating Luers

### LUERS


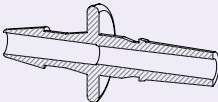

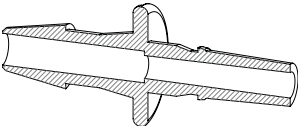

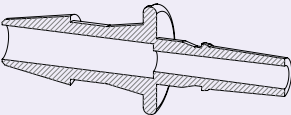
Component	Cross Section	Part Number	Description
		<b>03R02C</b>  03R02C-ABS00-002 03R02C-RSPC01-001	Rotating Male Luer to Female Luer Lock Coupler  Clear ABS Lipid Resistant Radiation Stable Polycarbonate
		<b>03R116</b>  03R116-ABS00-002 03R116-RSPC01-001	Rotating Male Luer to 1/16" Barb (1.5mm) ID Tubing  Clear ABS Lipid Resistant Radiation Stable Polycarbonate
		<b>03R332</b>  03R332-ABS00-002 03R332-RSPC01-001	Rotating Male Luer to 3/32" Barb (2.25mm) ID Tubing  Clear ABS Lipid Resistant Radiation Stable Polycarbonate

Rotating Luers

Rotating luers allow you to color code your connections. They are also a useful interface when connecting luers in spaces with limited axial movement.



Rotating Luers

Component	Cross Section	Part Number	Description
		<b>03R18</b>  03R18-ABS00-002 03R18-RSPC01-001	Rotating Male Luer to 1/8" Barb (3mm) ID Tubing  Clear ABS Lipid Resistant Radiation Stable Polycarbonate
		<b>03R532</b>  03R532-ABS00-002 03R532-RSPC01-001	Rotating Male Luer to 5/32" Barb (4mm) ID Tubing  Clear ABS Lipid Resistant Radiation Stable Polycarbonate
		<b>03R316</b>  03R316-ABS00-002 03R316-RSPC01-001	Rotating Male Luer to 3/16" Barb (4.75mm) ID Tubing  Clear ABS Lipid Resistant Radiation Stable Polycarbonate

LUERS





Animal Derivative Free Materials:

PP00-004 | Animal Free Polypropylene

KY01-000 | Kynar

ABS00-002 | Clear ABS



Multiple color options available for Nylon components. Subject to minimum order quantities.



## Rotating Luers

LUERS

Component	Cross Section	Part Number	Description
		<b>03R14</b>  03R14-ABS00-002 03R14-RSPC01-001	Rotating Male Luer to 1/4" Barb (6.25mm) ID Tubing  Clear ABS Lipid Resistant Radiation Stable Polycarbonate
		<b>L03R18</b>  L03R18-RSPC01-001	Rotating Male Slip Luer Elbow to 1/8" Barb (3mm) ID Tubing  Lipid Resistant Radiation Stable Polycarbonate

Don't see what you're looking for?  
We can also provide


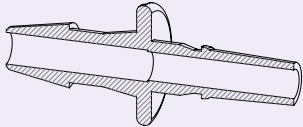

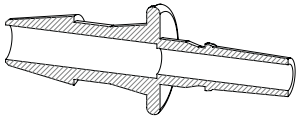

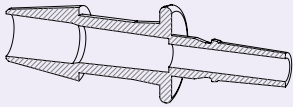
SAMPLE  
KITS

CUSTOM  
FITTINGS

ASSEMBLIES



## Rotating Luers

Component	Cross Section	Part Number	Description
		<b>03R532CP</b>  03R532CP-ABS00-002 03R532CP-RSPC01-001	Rotating Male Luer to 5/32" High Flow Barb (4mm) ID Tubing  Clear ABS Lipid Resistant Radiation Stable Polycarbonate
		<b>03R316CP</b>  03R316CP-ABS00-002 03R316CP-RSPC01-001	Rotating Male Luer to 3/16" High Flow Barb (4.75mm) ID Tubing  Clear ABS Lipid Resistant Radiation Stable Polycarbonate
		<b>03R14CP</b>  03R14CP-ABS00-002 03R14CP-RSPC01-001	Rotating Male Luer to 1/4" High Flow Barb (6.25mm) ID Tubing  Clear ABS Lipid Resistant Radiation Stable Polycarbonate



Animal Derivative Free Materials:

PP00-004 | Animal Free Polypropylene

KY01-000 | Kynar

ABS00-002 | Clear ABS



Multiple color options available for Nylon components. Subject to minimum order quantities.



## Rotating Luers with Snap Ring

Component	Cross Section	Part Number	Description
		<b>RSR</b>  RSR-ABS00-002 RSR-N01-006 RSR-N02-002 RSR-N03-006 RSR-N05-002 RSR-PC01-000 RSR-RSPC01-001	Rotating Snap Ring  Clear ABS White Nylon Black Nylon Red Nylon Blue Nylon Clear Polycarbonate Lipid Resistant Radiation Stable Polycarbonate
		<b>A03R02C</b>  A03R02C-ABS00-002 A03R02C-RSPC01-001	Rotating Male Luer to Female Luer Lock Coupler with Snap Ring  Clear ABS Lipid Resistant Radiation Stable Polycarbonate
		<b>A03R116</b>  A03R116-ABS00-002 A03R116-RSPC01-001	Rotating Male Luer with Snap Ring to 1/16\" Barb (1.5mm) ID Tubing  Clear ABS Lipid Resistant Radiation Stable Polycarbonate

Rotating Luers with Snap Ring

Products are shipped pre-assembled and are available with snap rings in multiple colored options.



Rotating Luers with Snap Ring

Component	Cross Section	Part Number	Description
		<b>A03R332</b>  A03R332-ABS00-002 A03R332-RSPC01-001	Rotating Male Luer with Snap Ring to 3/32" Barb (2.25mm) ID Tubing  Clear ABS Lipid Resistant Radiation Stable Polycarbonate
		<b>A03R18</b>  A03R18-ABS00-002 A03R18-RSPC01-001	Rotating Male Luer with Snap Ring to 1/8" Barb (3mm) ID Tubing  Clear ABS Lipid Resistant Radiation Stable Polycarbonate
		<b>A03R532</b>  A03R532-ABS00-002 A03R532-RSPC01-001	Rotating Male Luer with Snap Ring to 5/32" Barb (4mm) ID Tubing  Clear ABS Lipid Resistant Radiation Stable Polycarbonate

LUERS



Animal Derivative Free Materials:

PP00-004 | Animal Free Polypropylene

KY01-000 | Kynar

ABS00-002 | Clear ABS



Multiple color options available for Nylon components. Subject to minimum order quantities.



## Rotating Luers with Snap Ring

Component	Cross Section	Part Number	Description
		<b>A03R316</b>  A03R316-ABS00-002 A03R316-RSPC01-001	Rotating Male Luer with Snap Ring to 3/16" Barb (4.75mm) ID Tubing  Clear ABS Lipid Resistant Radiation Stable Polycarbonate
		<b>A03R14</b>  A03R14-ABS00-002 A03R14-RSPC01-001	Rotating Male Luer with Snap Ring to 1/4" Barb (6.25mm) ID Tubing  Clear ABS Lipid Resistant Radiation Stable Polycarbonate
		<b>A03R532CP</b>  A03R532CP-ABS00-002 A03R532CP-RSPC01-001	Rotating Male Luer with Snap Ring to 5/32" High Flow Barb (4mm) ID Tubing  Clear ABS Lipid Resistant Radiation Stable Polycarbonate




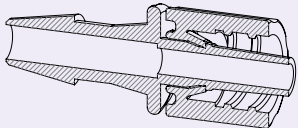
Rotating Luers with Snap Ring


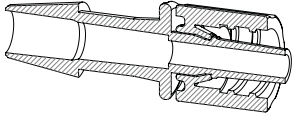
Products are shipped pre-assembled and are available with snap rings in multiple colored options.

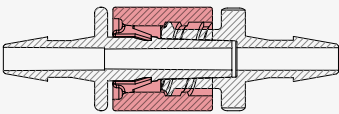


This icon designates a fitting is compliant to the ISO 80369-7 standard.

Rotating Luers with Snap Ring


Component	Cross Section	Part Number	Description
		<b>A03R316CP</b>  A03R316CP-ABS00-002 A03R316CP-RSPC01-001	Rotating Male Luer with Snap Ring to 3/16" High Flow Barb (4.75mm) ID Tubing  Clear ABS Lipid Resistant Radiation Stable Polycarbonate

		<b>A03R14CP</b>  A03R14CP-ABS00-002 A03R14CP-PC01-000 A03R14CP-RSPC01-001	Rotating Male Luer with Snap Ring to 1/4" High Flow Barb (6.25mm) ID Tubing  Clear ABS Clear Polycarbonate Lipid Resistant Radiation Stable Polycarbonate
---	---	---	---




**Male Rotating Luer - Snap Ring Assembly**


The threaded snap ring rotates independently, allowing luers to connect without twisting the tubing.




ABS




Polycarbonate




RSPC




Red Nylon




Blue Nylon




White Nylon



Yellow Nylon



Green Nylon



Black Nylon

Color/Material Options for Rotating Male Luer Snap Rings



## Panel Mounts

**Injectech panel mounts are tested for compliance to international standard ISO 80369-7 to ensure compatibility and a leak-tight fit.**

### **Lot-traceable**


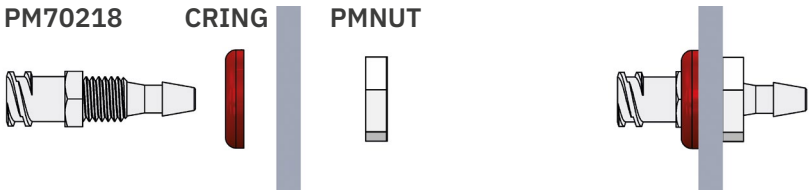
- Manufactured with 100% virgin materials. Material and product certifications are available on request
- Manufactured and packaged in an ISO Class 8 cleanroom environment
- Manufactured to ISO 13485 quality system standards

### **Range of Available Materials**


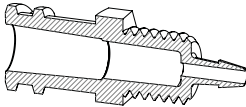

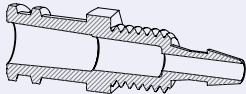




- Nylon
- Animal Free Polypropylene
- Kynar

Panel Mounts

Injectech manufactures the only ISO 80369-7 certified panel mounts in plastic components. Panel mount threads are 1/4-28 UNF.



Panel Mounts

Component	Cross Section	Part Number	Description
		<b>PM702116</b>  PM702116-N01-006 PM702116-PP00-004 Contact us	Panel Mount Female Luer Lock to 1/16" Barb (1.5mm) ID Tubing  White Nylon Animal Free Polypropylene Kynar
		<b>PM702332</b>  PM702332-N01-000 PM702332-PP00-004 Contact us	Panel Mount Female Luer Lock to 3/32" Barb (2.25mm) ID Tubing  White Nylon Animal Free Polypropylene Kynar
		<b>PM70218</b>  PM70218-N01-000 PM70218-PP00-004 Contact us	Panel Mount Female Luer Lock to 1/8" Barb (3mm) ID Tubing  White Nylon Animal Free Polypropylene Kynar
		<b>PMNUT</b>  PMNUT-N00-006	Panel Mount Lock Nut 1/4-28 UNF with 7/16" Hex  Natural Nylon
		<b>CRING</b>  CRING1 CRING2 CRING3 CRING4 CRING5 CRING7	Panel Mount Color Code Ring Color Options Available  White Nylon Black Nylon Red Nylon Green Nylon Blue Nylon Yellow Nylon

PANEL MOUNTS





## Spikes

**Injectech spikes are tested for compliance to international standard ISO 594-1 to ensure compatibility and a leak-tight fit.**

### **Lot-traceable**

- Manufactured with 100% virgin materials. Material and product certifications are available on request
- Manufactured and packaged in an ISO Class 8 cleanroom environment
- Manufactured to ISO 13485 quality system standards

### **Range of Available Materials**


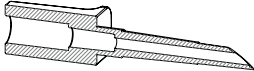

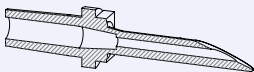

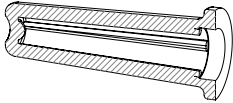
- ABS
- Nylon
- Animal Free Polypropylene

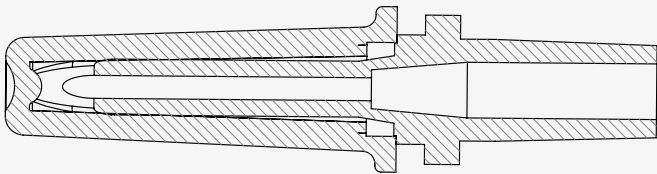
Spikes

Typically for dialysis, IV and nuclear medicine applications. CP026 Spike with CP027 Cap may be ordered pre-assembled.



Spikes

Component	Cross Section	Part Number	Description
		<b>CP024</b>  CP024-ABS01-001	Spike to 1/4" OD Bond-In Port (non-vented)  White ABS
		<b>CP026</b>  CP026-N01-000	Spike to Male Slip Luer (non-vented)  White Nylon
		<b>CP027</b>  CP027-N01-000 CP027-PP00-004	Cap for CP026 Spike  White Nylon Animal Free Polypropylene



CP026 / CP027 - Spike + Cap Assembly





## Check Valves / Filters

**Injectech's line of check valves and filters are ISO 594-1, 594-2 and 80369-7 certified.**

### **Lot-traceable**

- Manufactured with 100% virgin materials. Material and product certifications are available on request
- Manufactured and packaged in an ISO Class 8 cleanroom environment
- Manufactured to ISO 13485 quality system standards

### **Range of Available Materials**


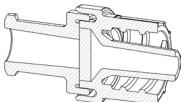

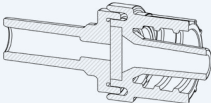

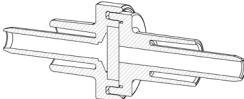
- ABS
- SAN Blue/MABS
- Radiation Stable Polycarbonate
- Polystyrene
- Silicone

Check Valves / Filters

Injectech offers a wide range of check valves and filters. This product line was created with the intent of offering customized solutions, whether it be different configurations or reverse flow features.




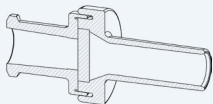

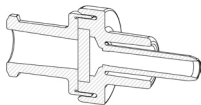
Check Valves

Component	Cross Section	Part Number	Description
		CV0001	Female Luer to Male Luer Cracking Pressure $\leq 1$ psi Back Pressure 8 bar (116psi) Silicone Disk Molded-in Flow Direction Indicator
		CV0001	Radiation Stable Polycarbonate
FLOW DIRECTION → → →			
		CV0004	Male Luer to 3.1mm Port Cracking Pressure 2.9 psi Back Pressure 21 bar (116psi) Silicone Disk
		CV0004	SAN Blue-Transparent/MABS -Transparent
FLOW DIRECTION → → →			
		CV0005	3.1 mm Port to 4.2mm Port Cracking Pressure $\leq 1$ psi Back Pressure 8 bar (116psi) Silicone Disk Molded-in Flow Direction Indicator
		CV0005	SAN Blue-Transparent/Radiation Stable Polycarbonate
FLOW DIRECTION → → →			

CHECK VALVES  
FILTERS



## Check Valves

Component	Cross Section	Part Number	Description
	 FLOW DIRECTION → → →	<b>CV0006</b>  CV0006	Female Luer to 4.1mm Port Cracking Pressure 2.9 psi Back Pressure 21 bar (116psi) Silicone Disk Molded-in Flow Direction Indicator  SAN Blue-Transparent/MABS -Transparent
	 FLOW DIRECTION → → →	<b>CV0007</b>  CV0007	Female Luer to Port for 3mm x 4.1mm Cracking Pressure ≤ 1 psi Back Pressure 8 bar (116psi) Silicone Disk Molded-in Flow Direction Indicator Radiation Stable Polycarbonate



## Order online | [injectech.net/Products](https://injectech.net/Products)


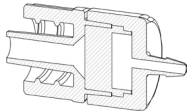


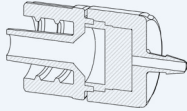


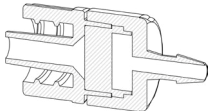

When quality counts, you can trust the reliable products Injectech supplies.





This icon designates a fitting is compliant to the ISO 80369-7 standard.

## Check Valves

Component	Cross Section	Part Number	Description
		<b>CV704116</b>  CV704116	Check Valve   Male Luer Lock to 1/16" Barb (1.5mm) Cracking Pressure $\leq 8$ mbar Back Pressure 2 bar (29psi) Silicone Disk  ABS, Polystyrene, Silicone
 ← ← ← FLOW DIRECTION			
		<b>RCV704116</b>  RCV704116	Reverse Check Valve   Male Luer Lock to 1/16" Barb (1.5mm) Cracking Pressure $\leq 8$ mbar Back Pressure 2 bar (29psi) Silicone Disk  ABS, Polystyrene, Silicone
 FLOW DIRECTION → → →			
		<b>CV704332</b>  CV704332	Check Valve   Male Luer Lock to 3/32" Barb (2.25mm) Cracking Pressure $\leq 8$ mbar Back Pressure 2 bar (29psi) Silicone Disk  ABS, Polystyrene, Silicone
 ← ← ← FLOW DIRECTION			






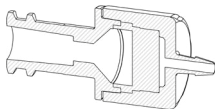

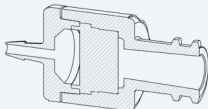
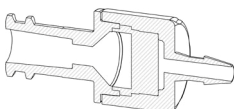
## Check Valves

Component	Cross Section	Part Number	Description
	 FLOW DIRECTION → → →	<b>RCV704332</b>  RCV704332	Reverse Check Valve   Male Luer Lock to 3/32" Barb (2.25mm) Cracking Pressure $\leq 8$ mbar Back Pressure 2 bar (29psi) Silicone Disk  ABS, Polystyrene, Silicone
	 ← ← ← FLOW DIRECTION	<b>CV70418</b>  CV70418	Check Valve   Male Luer Lock to 1/8" Barb (3mm) Cracking Pressure $\leq 8$ mbar Back Pressure 2 bar (29psi) Silicone Disk  ABS, Polystyrene, Silicone
	 FLOW DIRECTION → → →	<b>RCV70418</b>  RCV70418	Reverse Check Valve   Male Luer Lock to 1/8" Barb (3mm) Cracking Pressure $\leq 8$ mbar Back Pressure 2 bar (29psi) Silicone Disk  ABS, Polystyrene, Silicone



This icon designates a fitting is compliant to the ISO 80369-7 standard.


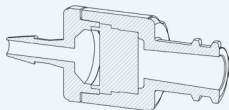


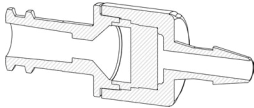


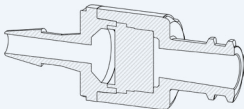

## Check Valves

Component	Cross Section	Part Number	Description
		<b>CV702116</b>  CV702116	Check Valve   Female Luer Lock to 1/16" Barb (1.5mm) Cracking Pressure $\leq 8$ mbar Back Pressure 2 bar (29psi) Silicone Disk  ABS, Polystyrene, Silicone
FLOW DIRECTION → → →			
		<b>RCV702116</b>  RCV702116	Reverse Check Valve   Female Luer Lock to 1/16" Barb (1.5mm) Cracking Pressure $\leq 8$ mbar Back Pressure 2 bar (29psi) Silicone Disk  ABS, Polystyrene, Silicone
FLOW DIRECTION → → →			
		<b>CV702332</b>  CV702332	Check Valve   Female Luer Lock to 3/32" Barb (2.25mm) Cracking Pressure $\leq 8$ mbar Back Pressure 2 bar (29psi) Silicone Disk  ABS, Polystyrene, Silicone
FLOW DIRECTION → → →			






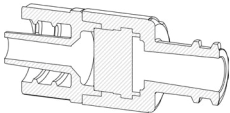

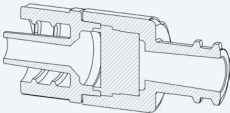

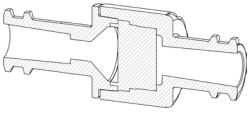
## Check Valves

Component	Cross Section	Part Number	Description
	 <p>FLOW DIRECTION → → →</p>	<p><b>RCV702332</b></p> <p>RCV702332</p>	<p>Reverse Check Valve   Female Luer Lock to 3/32" Barb (2.25mm)</p> <p>Cracking Pressure <math>\leq</math> 8 mbar</p> <p>Back Pressure 2 bar (29psi)</p> <p>Silicone Disk</p> <p>ABS, Polystyrene, Silicone</p> 
	 <p>FLOW DIRECTION → → →</p>	<p><b>CV70218</b></p> <p>CV70218</p>	<p>Check Valve   Female Luer Lock to 1/8" Barb (3mm)</p> <p>Cracking Pressure <math>\leq</math> 8 mbar</p> <p>Back Pressure 2 bar (29psi)</p> <p>Silicone Disk</p> <p>ABS, Polystyrene, Silicone</p> 
	 <p>FLOW DIRECTION → → →</p>	<p><b>RCV70218</b></p> <p>RCV70218</p>	<p>Reverse Check Valve   Female Luer Lock to 1/8" Barb (3mm)</p> <p>Cracking Pressure <math>\leq</math> 8 mbar</p> <p>Back Pressure 2 bar (29psi)</p> <p>Silicone Disk</p> <p>ABS, Polystyrene, Silicone</p> 




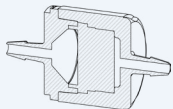

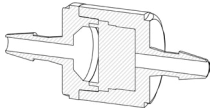

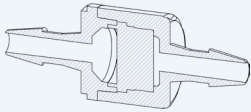
This icon designates a fitting is compliant to the ISO 80369-7 standard.

## Check Valves

Component	Cross Section	Part Number	Description
		<b>CV70402</b>  CV70402	Check Valve   Male Luer Lock to Female Luer Lock Cracking Pressure $\leq 8$ mbar Back Pressure 2 bar (29psi) Silicone Disk  ABS, Polystyrene, Silicone
<b>← ← ← FLOW DIRECTION</b>			
		<b>RCV70402</b>  RCV70402	Reverse Check Valve   Male Luer Lock to Female Luer Lock Cracking Pressure $\leq 8$ mbar Back Pressure 2 bar (29psi) Silicone Disk  ABS, Polystyrene, Silicone
<b>FLOW DIRECTION → → →</b>			
		<b>CV70202</b>  CV70202	Check Valve   Female Luer Lock to Female Luer Lock Cracking Pressure $\leq 8$ mbar Back Pressure 2 bar (29psi) Silicone Disk  ABS, Polystyrene, Silicone
<b>FLOW DIRECTION → → →</b>			


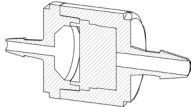

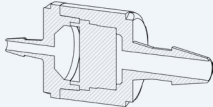

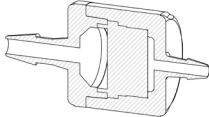


## Tube to Tube Check Valves

Component	Cross Section	Part Number	Description
	 FLOW DIRECTION → → →	<b>CV116</b>  CV116	Check Valve 1/16" Barbs (1.5mm) Cracking Pressure $\leq 8$ mbar Back Pressure 2 bar (29psi) Silicone Disk  ABS, Polystyrene, Silicone
	 FLOW DIRECTION → → →	<b>CV332</b>  CV332	Check Valve 3/32" Barbs (2.25mm) Cracking Pressure $\leq 8$ mbar Back Pressure 2 bar (29psi) Silicone Disk  ABS, Polystyrene, Silicone
	 FLOW DIRECTION → → →	<b>CV18</b>  CV18	Check Valve 1/8" Barbs (3mm) Cracking Pressure $\leq 8$ mbar Back Pressure 2 bar (29psi) Silicone Disk  ABS, Polystyrene, Silicone


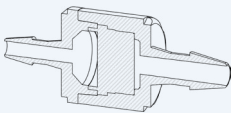

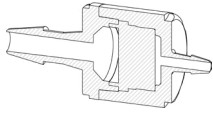

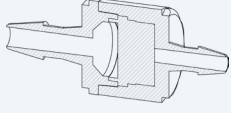


## Tube to Tube Reducing Check Valves

Component	Cross Section	Part Number	Description
		<b>CV116R332</b>  CV116R332	Check Valve Flow 1/16" to 3/32" Barbs (1.5mm to 2.25mm) Cracking Pressure $\leq 8$ mbar Back Pressure 2 bar (29psi) Silicone Disk  ABS, Polystyrene, Silicone
FLOW DIRECTION → → →			
		<b>CV116R18</b>  CV116R18	Check Valve Flow 1/16" to 1/8" Barbs (1.5mm to 3mm) Cracking Pressure $\leq 8$ mbar Back Pressure 2 bar (29psi) Silicone Disk  ABS, Polystyrene, Silicone
FLOW DIRECTION → → →			
		<b>CV332R116</b>  CV332R116	Check Valve Flow 3/32" to 1/16" Barbs (2.25mm to 1.5mm) Cracking Pressure $\leq 8$ mbar Back Pressure 2 bar (29psi) Silicone Disk  ABS, Polystyrene, Silicone
FLOW DIRECTION → → →			




## Tube to Tube Reducing Check Valves


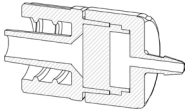

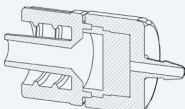

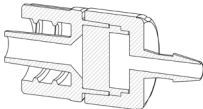
Component	Cross Section	Part Number	Description
	 FLOW DIRECTION → → →	<b>CV332R18</b>  CV332R18	Check Valve Flow 3/32" to 1/8" Barbs (2.25mm to 3mm) Cracking Pressure $\leq$ 8 mbar Back Pressure 2 bar (29psi) Silicone Disk  ABS, Polystyrene, Silicone
	 FLOW DIRECTION → → →	<b>CV18R116</b>  CV18R116	Check Valve Flow 1/8" to 1/16" Barbs (3mm to 1.5mm) Cracking Pressure $\leq$ 8 mbar Back Pressure 2 bar (29psi) Silicone Disk  ABS, Polystyrene, Silicone
	 FLOW DIRECTION → → →	<b>CV18R332</b>  CV18R332	Check Valve Flow 1/8" to 3/32" Barbs (3mm to 2.25mm) Cracking Pressure $\leq$ 8 mbar Back Pressure 2 bar (29psi) Silicone Disk  ABS, Polystyrene, Silicone

Filtered Check Valves

The following components incorporate a 0.2 micron filter with a check valve. This allows users to filter and control flow with one fitting instead of two.




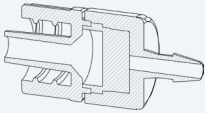

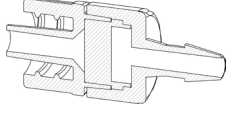

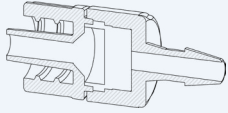
Filtered Check Valves

Component	Cross Section	Part Number	Description
		<b>FCV704116</b>  FCV704116	Male Luer Lock to 1/16" Barb (1.5mm)   Hydrophobic Bacterial Filter (0.2 microns) Cracking Pressure ≤ 8 mbar Back Pressure 2 bar (29psi) Silicone Disk  ABS, Polystyrene, Silicone
← ← ← FLOW DIRECTION			
		<b>RFCV704116</b>  RFCV704116	Reverse Male Luer Lock to 1/16" Barb (1.5mm)   Hydrophobic Bacterial Filter (0.2 microns) Cracking Pressure ≤ 8 mbar Back Pressure 2 bar (29psi) Silicone Disk  ABS, Polystyrene, Silicone
FLOW DIRECTION → → →			
		<b>FCV704332</b>  FCV704332	Male Luer Lock to 3/32" Barb (2.25mm)   Hydrophobic Bacterial Filter (0.2 microns) Cracking Pressure ≤ 8 mbar Back Pressure 2 bar (29psi) Silicone Disk  ABS, Polystyrene, Silicone
← ← ← FLOW DIRECTION			





## Filtered Check Valves

Component	Cross Section	Part Number	Description
	 FLOW DIRECTION → → →	<b>RFCV704332</b>  RFCV704332	Reverse Male Luer Lock to 3/32" Barb (2.25mm)   Hydrophobic Bacterial Filter (0.2 microns) Cracking Pressure ≤ 8 mbar Back Pressure 2 bar (29psi) Silicone Disk  ABS, Polystyrene, Silicone
	 ← ← ← FLOW DIRECTION	<b>FCV70418</b>  FCV70418	Male Luer Lock to 1/8" Barb (3mm)   Hydrophobic Bacterial Filter (0.2 microns) Cracking Pressure ≤ 8 mbar Back Pressure 2 bar (29psi) Silicone Disk  ABS, Polystyrene, Silicone
	 FLOW DIRECTION → → →	<b>RFCV70418</b>  RFCV70418	Reverse Male Luer Lock to 1/8" Barb (3mm)   Hydrophobic Bacterial Filter (0.2 microns) Cracking Pressure ≤ 8 mbar Back Pressure 2 bar (29psi) Silicone Disk  ABS, Polystyrene, Silicone








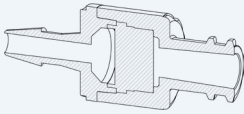

This icon designates a fitting is compliant to the ISO 80369-7 standard.

## Filtered Check Valves

Component	Cross Section	Part Number	Description
		<b>FCV702116</b>  FCV702116	Female Luer Lock to 1/16" Barb (1.5mm)   Hydrophobic Bacterial Filter (0.2 microns) Cracking Pressure $\leq$ 8 mbar Back Pressure 2 bar (29psi) Silicone Disk ABS, Polystyrene, Silicone
FLOW DIRECTION → → →			
		<b>RFCV702116</b>  RFCV702116	Reverse Female Luer Lock to 1/16" Barb (1.5mm)   Hydrophobic Bacterial Filter (0.2 microns) Cracking Pressure $\leq$ 8 mbar Back Pressure 2 bar (29psi) Silicone Disk ABS, Polystyrene, Silicone
FLOW DIRECTION → → →			
		<b>FCV702332</b>  FCV702332	Female Luer Lock to 3/32" Barb (2.25mm)   Hydrophobic Bacterial Filter (0.2 microns) Cracking Pressure $\leq$ 8 mbar Back Pressure 2 bar (29psi) Silicone Disk ABS, Polystyrene, Silicone
FLOW DIRECTION → → →			



## Filtered Check Valves

Component	Cross Section	Part Number	Description
	 <p>FLOW DIRECTION → → →</p>	<p><b>RFCV702332</b></p> <p>RFCV702332</p>	<p>Reverse Female Luer Lock to 3/32" Barb (2.25mm)   Hydrophobic Bacterial Filter (0.2 microns) Cracking Pressure <math>\leq</math> 8 mbar Back Pressure 2 bar (29psi) Silicone Disk</p> <p>ABS, Polystyrene, Silicone</p> 
	 <p>FLOW DIRECTION → → →</p>	<p><b>FCV70218</b></p> <p>FCV70218</p>	<p>Female Luer Lock to 1/8" Barb (3mm)   Hydrophobic Bacterial Filter (0.2 microns) Cracking Pressure <math>\leq</math> 8 mbar Back Pressure 2 bar (29psi) Silicone Disk</p> <p>ABS, Polystyrene, Silicone</p> 
	 <p>FLOW DIRECTION → → →</p>	<p><b>RFCV70218</b></p> <p>RFCV70218</p>	<p>Reverse Female Luer Lock to 1/8" Barb (3mm)   Hydrophobic Bacterial Filter (0.2 microns) Cracking Pressure <math>\leq</math> 8 mbar Back Pressure 2 bar (29psi) Silicone Disk</p> <p>ABS, Polystyrene, Silicone</p> 


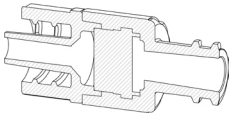

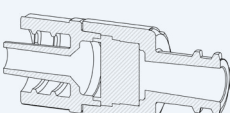

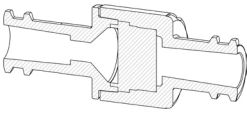
Custom Check Valves, Filters and Filtered Check Valves

The options offered for our check valves, filters and filtered check valves are completely customizable to your project needs. The following fittings are available in ABS, Polystyrene and Silicone and the filter is 0.2 microns.



This icon designates a fitting is compliant to the ISO 80369-7 standard.

Filtered Check Valves

Component	Cross Section	Part Number	Description
		<b>FCV70402</b>  FCV70402	Filtered Check Valve Male Luer Lock to Female Luer Lock   Hydrophobic Bacterial Filter (0.2 microns) Cracking Pressure $\leq$ 8 mbar Back Pressure 2 bar (29psi) Silicone Disk  ABS, Polystyrene, Silicone
<b>← ← ← FLOW DIRECTION</b>			
		<b>RFCV70402</b>  RFCV70402	Reverse Filtered Check Valve Male Luer Lock to Female Luer Lock   Hydrophobic Bacterial Filter (0.2 microns) Cracking Pressure $\leq$ 8 mbar Back Pressure 2 bar (29psi) Silicone Disk  ABS, Polystyrene, Silicone
<b>FLOW DIRECTION → → →</b>			
		<b>FCV70202</b>  FCV70202	Filtered Check Valve Female Luer Lock to Female Luer Lock   Hydrophobic Bacterial Filter (0.2 microns) Cracking Pressure $\leq$ 8 mbar Back Pressure 2 bar (29psi) Silicone Disk  ABS, Polystyrene, Silicone
<b>FLOW DIRECTION → → →</b>			


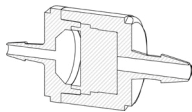

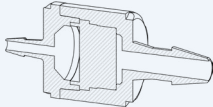

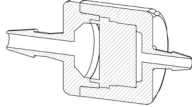


## Tube to Tube Filtered Check Valves

Component	Cross Section	Part Number	Description
	 <p>FLOW DIRECTION → → →</p>	<p><b>FCV116</b></p> <p>FCV116</p>	<p>Filtered Check Valve 1/16" Barbs (1.5mm) Cracking Pressure <math>\leq 8</math> mbar Back Pressure 2 bar (29psi) Silicone Disk</p> <p>ABS, Polystyrene, Silicone</p>
	 <p>FLOW DIRECTION → → →</p>	<p><b>FCV332</b></p> <p>FCV332</p>	<p>Filtered Check Valve 3/32" Barbs (2.25mm) Cracking Pressure <math>\leq 8</math> mbar Back Pressure 2 bar (29psi) Silicone Disk</p> <p>ABS, Polystyrene, Silicone</p>
	 <p>FLOW DIRECTION → → →</p>	<p><b>FCV18</b></p> <p>FCV18</p>	<p>Filtered Check Valve 1/8" Barbs (3mm) Cracking Pressure <math>\leq 8</math> mbar Back Pressure 2 bar (29psi) Silicone Disk</p> <p>ABS, Polystyrene, Silicone</p>




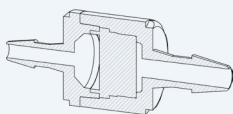

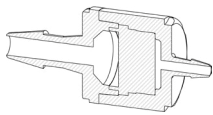

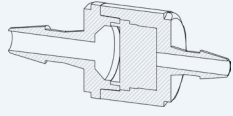
## Tube to Tube Reducing Filtered Check Valves

Component	Cross Section	Part Number	Description
		<b>FCV116R332</b>  FCV116R332	Filtered Check Valve Flow 1/16" to 3/32" Barbs (1.5mm to 2.25mm) Cracking Pressure $\leq$ 8 mbar Back Pressure 2 bar (29psi) Silicone Disk  ABS, Polystyrene, Silicone
FLOW DIRECTION → → →			
		<b>FCV116R18</b>  FCV116R18	Filtered Check Valve Flow 1/16" to 1/8" Barbs (2.25mm to 3mm) Cracking Pressure $\leq$ 8 mbar Back Pressure 2 bar (29psi) Silicone Disk  ABS, Polystyrene, Silicone
FLOW DIRECTION → → →			
		<b>FCV332R116</b>  FCV332R116	Filtered Check Valve Flow 3/32" to 1/16" Barbs (1.5mm to 1.5mm) Cracking Pressure $\leq$ 8 mbar Back Pressure 2 bar (29psi) Silicone Disk  ABS, Polystyrene, Silicone
FLOW DIRECTION → → →			






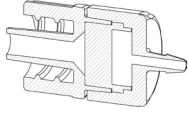

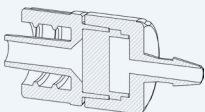

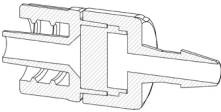
## Tube to Tube Reducing Filtered Check Valves

Component	Cross Section	Part Number	Description
	 <p>FLOW DIRECTION → → →</p>	<p><b>FCV332R18</b></p> <p>FCV332R18</p>	<p>Filtered Check Valve Flow 3/32" to 1/8" Barbs (2.25mm to 3mm) Cracking Pressure <math>\leq</math> 8 mbar Back Pressure 2 bar (29psi) Silicone Disk</p> <p>ABS, Polystyrene, Silicone</p>
	 <p>FLOW DIRECTION → → →</p>	<p><b>FCV18R116</b></p> <p>FCV18R116</p>	<p>Filtered Check Valve Flow 1/8" to 1/16" Barbs (3mm to 1.5mm) Cracking Pressure <math>\leq</math> 8 mbar Back Pressure 2 bar (29psi) Silicone Disk</p> <p>ABS, Polystyrene, Silicone</p>
	 <p>FLOW DIRECTION → → →</p>	<p><b>FCV18R332</b></p> <p>FCV18R332</p>	<p>Filtered Check Valve Flow 1/8" to 3/32" Barbs (3mm to 2.25mm) Cracking Pressure <math>\leq</math> 8 mbar Back Pressure 2 bar (29psi) Silicone Disk</p> <p>ABS, Polystyrene, Silicone</p>



This icon designates a fitting is compliant to the ISO 80369-7 standard.



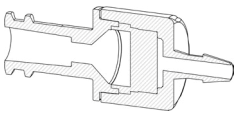

## Filters

Component	Cross Section	Part Number	Description
		<b>F704116</b>  F704116	Male Luer Lock to 1/16" Barb (1.5mm)   Hydrophobic Bacterial Filter (0.2 microns)  ABS
		<b>F704332</b>  F704332	Male Luer Lock to 3/32" Barb (2.25mm)   Hydrophobic Bacterial Filter (0.2 microns)  ABS
		<b>F70418</b>  F70418	Male Luer Lock to 1/8" Barb (3mm)   Hydrophobic Bacterial Filter (0.2 microns)  ABS






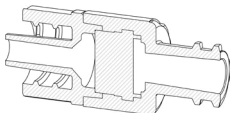

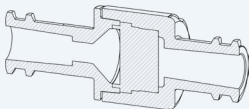
## Filters

Component	Cross Section	Part Number	Description
		<b>F702116</b>  F702116	Female Luer Lock to 1/16" Barb (1.5mm)   Hydrophobic Bacterial Filter (0.2 microns)  ABS
		<b>F702332</b>  F702332	Female Luer Lock to 3/32" Barb (2.25mm)   Hydrophobic Bacterial Filter (0.2 microns)  ABS
		<b>F70218</b>  F70218	Female Luer Lock to 1/8" Barb (3mm)   Hydrophobic Bacterial Filter (0.2 microns)  ABS



This icon designates a fitting is compliant to the ISO 80369-7 standard.

## Filters

Component	Cross Section	Part Number	Description
		<b>F70402</b>  F70402	Filter Male Luer Lock to Female Luer Lock   Hydrophobic Bacterial Filter (0.2 microns)  ABS
		<b>F70202</b>  F70202	Filter Female Luer Lock to Female Luer Lock   Hydrophobic Bacterial Filter (0.2 microns)  ABS

Don't see what you're looking for?  
We can also provide


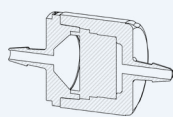

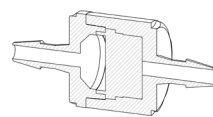

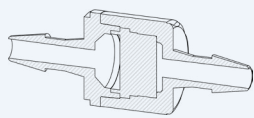
SAMPLE  
KITS

CUSTOM  
FITTINGS

ASSEMBLIES


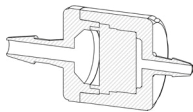

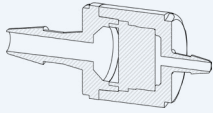

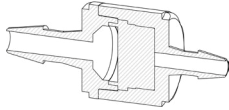


## Tube to Tube Filters

Component	Cross Section	Part Number	Description
		<b>F116</b>  F116	Filter 1/16" Barbs (1.5mm)  ABS
		<b>F332</b>  F332	Filter 3/32" Barbs (2.25mm)  ABS
		<b>F18</b>  F18	Filter 1/8" Barbs (3mm)  ABS



## Tube to Tube Reducing Filters

Component	Cross Section	Part Number	Description
		<b>F332R116</b>  F332R116	Filter 3/32" to 1/16" Barbs (2.25mm to 1.5mm)  ABS
		<b>F18R116</b>  F18R116	Filter 1/8" to 1/16" Barbs (3mm to 1.5mm)  ABS
		<b>F18R332</b>  F18R332	Filter 1/8" to 3/32" Barbs (3mm to 2.25mm)  ABS





## Tube to Tube

**Injectech tube to tube connectors are available in several different styles for the most precise fit into tubing.**

### **Lot-traceable**

- Manufactured with 100% virgin materials. Material and product certifications are available on request
- Manufactured and packaged in an ISO Class 8 cleanroom environment
- Manufactured to ISO 13485 quality system standards

### **Range of Available Materials**

- Nylon
- Animal Free Polypropylene
- Clear Polycarbonate
- Kynar
- Clear Copolyester

Tube to Tube Barbed Connectors

Fluid Control:

A key component of leading-edge biomedical technologies.

Single barb design advantages:

- Leak potential is minimized because there is no parting line on the barb’s sealing surface.
- Single barbs allow for maximum relaxation of the tubing behind the barb, resulting in a remarkable non-slip grip.
- The geometry of the barb is designed for ease of assembly, without compromising the fitting’s strength or pressure capability.



Straight Connectors

Component	Cross Section	Part Number	Description
		<b>IC116</b>	Straight Connector with 1/16" Barbs (1.5mm) ID Tubing
			IC116-N01-006
			IC116-PP00-004
			IC116-PC01-000
			IC116-KY01-000
		<b>CR116</b>	Straight Connector with 1/16" Rigid Barbs (1.5mm) ID Tubing
			Rigid barb facilitates connection to high durometer tubing
			CR116-N01-006
			CR116-PP00-004
			CR116-KY01-000
		<b>IC332</b>	Straight Connector with 3/32" Barbs (2.25mm) ID Tubing
			IC332-N01-006
			IC332-PP00-004
			IC332-KY01-000
			White Nylon
			Animal Free Polypropylene
			Kynar



Animal Derivative Free Materials:

PP00-004 | Animal Free Polypropylene

KY01-000 | Kynar

ABS00-002 | Clear ABS



Multiple color options available for Nylon components. Subject to minimum order quantities.



## Straight Connectors

Component	Cross Section	Part Number	Description
		<b>CR332</b>  CR332-N01-006 CR332-PP00-004 CR332-KY01-000	Straight Connector with 3/32" Rigid Barbs (2.25mm) ID Tubing  Rigid barb facilitates connection to high durometer tubing  White Nylon Animal Free Polypropylene Kynar
		<b>IC18</b>  IC18-N01-006 IC18-PP00-004 IC18-RSPC01-005 IC18-KY01-000	Straight Connector with 1/8" Barbs (3mm) ID Tubing  White Nylon Animal Free Polypropylene Radiation Stable Polycarbonate Kynar
		<b>CR18</b>  CR18-N01-006 CR18-PP00-004 CR18-KY01-000	Straight Connector with 1/8" Rigid Barbs (3mm) ID Tubing  Rigid barb facilitates connection to high durometer tubing  White Nylon Animal Free Polypropylene Kynar



## Straight Connectors


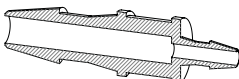
Component	Cross Section	Part Number	Description
		<b>IC532</b>	Straight Connector with 5/32" Barbs (4mm) ID Tubing
		IC532-N00-006	Natural Nylon
		IC532-PP00-004	Animal Free Polypropylene
		IC532-KY01-000	Kynar
		IC532-COPE00-000	Clear Copolyester
		<b>IC316</b>	Straight Connector with 3/16" Barbs (4.75mm) ID Tubing
		IC316-N00-006	Natural Nylon
		IC316-PP00-004	Animal Free Polypropylene
		IC316-KY01-000	Kynar
		IC316-COPE00-000	Clear Copolyester
		<b>IC14</b>	Straight Connector with 1/4" Barbs (6.25mm) ID Tubing
		IC14-N00-006	Natural Nylon
		IC14-PP00-004	Animal Free Polypropylene
		IC14-KY01-000	Kynar
		IC14-COPE00-000	Clear Copolyester

Single Barb Design

- No mold parting line on the sealing surface minimizing potential leaks
- Single barbs allow for maximum relaxation of the tubing behind the barb resulting in a remarkable non-slip grip
- Geometry of the barb is designed for easy assembly without compromising the fitting’s strength or pressure capability



Straight Reducing Connectors

Component	Cross Section	Part Number	Description
 		<b>C332R116</b>  C332R116-N01-006 C332R116-PP00-004 C332R116-KY01-000	Straight Reducing Connector 3/32" to 1/16" Barbs (2.25mm to 1.5mm) ID Tubing  White Nylon Animal Free Polypropylene Kynar
 		<b>CR332R116</b>  CR332R116-N01-006 CR332R116-PP00-004 CR332R116-KY01-000	Straight Reducing Connector 3/32" to 1/16" Rigid Barbs (2.25mm to 1.5mm) ID Tubing Rigid barb facilitates connection to high durometer tubing  White Nylon Animal Free Polypropylene Kynar
 		<b>C18R116</b>  C18R116-N01-006 C18R116-PP00-004 C18R116-KY01-000	Straight Reducing Connector 1/8" to 1/16" Barbs (3mm to 1.5mm) ID Tubing  White Nylon Animal Free Polypropylene Kynar



## Straight Reducing Connectors

Component	Cross Section	Part Number	Description
		<b>CR18R116</b>  CR18R116-N01-006 CR18R116-PP00-004 CR18R116-KY01-000	Straight Reducing Connector 1/8" to 1/16" Rigid Barbs (3mm to 1.5mm) ID Tubing Rigid barb facilitates connection to high durometer tubing  White Nylon Animal Free Polypropylene Kynar
		<b>C18R332</b>  C18R332-N01-006 C18R332-PP00-004 C18R332-KY01-000	Straight Reducing Connector 1/8" to 3/32" Barbs (3mm to 2.25mm) ID Tubing  White Nylon Animal Free Polypropylene Kynar
		<b>CR18R332</b>  CR18R332-N01-006 CR18R332-PP00-004 CR18R332-KY01-000	Straight Reducing Connector 1/8" to 3/32" Rigid Barbs (3mm to 2.25mm) ID Tubing Rigid barb facilitates connection to high durometer tubing  White Nylon Animal Free Polypropylene Kynar





Animal Derivative Free Materials:

PP00-004 | Animal Free Polypropylene

KY01-000 | Kynar

ABS00-002 | Clear ABS



Multiple color options available for Nylon components. Subject to minimum order quantities.



## Straight Reducing Connectors

Component	Cross Section	Part Number	Description
		<b>C532R332</b>  C532R332-N00-006 C532R332-PP00-004 C532R332-KY01-000	Straight Reducing Connector 5/32" to 3/32" Barbs (4mm to 2.25mm) ID Tubing  Natural Nylon Animal Free Polypropylene Kynar
		<b>C532R18</b>  C532R18-N00-006 C532R18-PP00-004 C532R18-KY01-000	Straight Reducing Connector 5/32" to 1/8" Barbs (4mm to 3mm) ID Tubing  Natural Nylon Animal Free Polypropylene Kynar
		<b>C316R332</b>  C316R332-N00-006 C316R332-PP00-004 C316R332-KY01-000	Straight Reducing Connector 3/16" to 3/32" Barbs (4.75mm to 2.25mm) ID Tubing  Natural Nylon Animal Free Polypropylene Kynar

Samples are available

Please contact us for samples to test in your application.



Straight Reducing Connectors

Component	Cross Section	Part Number	Description
		<b>C316R18</b>	Straight Reducing Connector 3/16" to 1/8" Barbs (4.75mm to 3mm) ID Tubing
		C316R18-N00-006	Natural Nylon
		C316R18-PP00-004	Animal Free Polypropylene
		C316R18-KY01-000	Kynar
		<b>C316R532</b>	Straight Reducing Connector 3/16" to 5/32" Barbs (4.75mm to 4mm) ID Tubing
		C316R532-N00-006	Natural Nylon
		C316R532-PP00-004	Animal Free Polypropylene
		C316R532-KY01-000	Kynar
		<b>C14R18</b>	Straight Reducing Connector 1/4" to 1/8" Barbs (6.25mm to 3mm) ID Tubing
		C14R18-N00-006	Natural Nylon
		C14R18-PP00-004	Animal Free Polypropylene
		C14R18-KY01-000	Kynar



Animal Derivative Free Materials:

PP00-004 | Animal Free Polypropylene

KY01-000 | Kynar


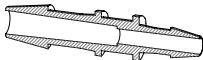

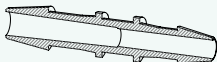

ABS00-002 | Clear ABS



Multiple color options available for Nylon components. Subject to minimum order quantities.


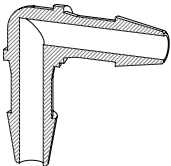

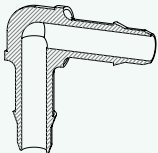

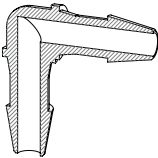


## Straight Reducing Connectors

Component	Cross Section	Part Number	Description
		<b>C14R532</b>  C14R532-N00-006 C14R532-PP00-004 C14R532-KY01-000	Straight Reducing Connector 1/4" to 5/32" Barbs (6.25mm to 4mm) ID Tubing  Natural Nylon Animal Free Polypropylene Kynar
		<b>C14R316</b>  C14R316-N00-006 C14R316-PP00-004 C14R316-KY01-000	Straight Reducing Connector 1/4" to 3/16" Barbs (6.25mm to 4.75mm) ID Tubing  Natural Nylon Animal Free Polypropylene Kynar
		<b>C116R132</b>  C116R132-KY01-000	Straight Reducing Connector 1/16" Barbs to 1/32" Barbs (3mm to 0.8mm) ID Tubing  Kynar



## Elbow Connectors

Component	Cross Section	Part Number	Description
		<b>IL116</b>  IL116-N01-006 IL116-PP00-004 IL116-KY00-001	Elbow Connector with 1/16" Barbs (1.5mm) ID Tubing  White Nylon Animal Free Polypropylene Kynar
		<b>LR116</b>  LR116-N01-006 LR116-PP00-004 LR116-KY01-000	Elbow Connector with 1/16" Rigid Barbs (1.5mm) ID Tubing Rigid barb facilitates connection to high durometer tubing  White Nylon Animal Free Polypropylene Kynar
		<b>IL332</b>  IL332-N01-006 IL332-PP00-004 IL332-KY01-000	Elbow Connector with 3/32" Barbs (2.25mm) ID Tubing  White Nylon Animal Free Polypropylene Kynar



Animal Derivative Free Materials:

PP00-004 | Animal Free Polypropylene

KY01-000 | Kynar

ABS00-002 | Clear ABS



Multiple color options available for Nylon components. Subject to minimum order quantities.


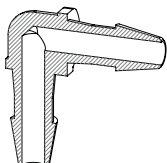

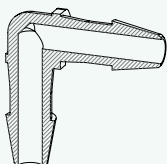

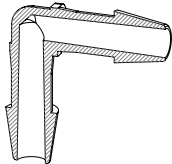


## Elbow Connectors

Component	Cross Section	Part Number	Description
		<b>L332</b>  L332-N01-006 L332-PP00-004 L332-KY01-000	Square Grip Elbow Connector with 3/32" Barbs (2.25mm) ID Tubing Aggressive barb facilitates connection to softer low durometer tubing  White Nylon Animal Free Polypropylene Kynar
		<b>IL18</b>  IL18-N01-006 IL18-PP00-004 IL18-KY01-000	Elbow Connector with 1/8" Barbs (3mm) ID Tubing  White Nylon Animal Free Polypropylene Kynar
		<b>LR18</b>  LR18-N01-006 LR18-PP00-004 LR18-KY01-000	Elbow Connector with 1/8" Rigid Barbs (3mm) ID Tubing Rigid barb facilitates connection to high durometer tubing  White Nylon Animal Free Polypropylene Kynar



## Elbow Connectors

Component	Cross Section	Part Number	Description
		<b>IL532</b>	Elbow Connector with 5/32" Barbs (4mm) ID Tubing
		IL532-N00-006	Natural Nylon
		IL532-PP00-004	Animal Free Polypropylene
		IL532-KY01-000	Kynar
		IL532-COPE00-000	Clear Copolyester
		<b>IL316</b>	Elbow Connector with 3/16" Barbs (4.75mm) ID Tubing
		IL316-N00-006	Natural Nylon
		IL316-PP00-004	Animal Free Polypropylene
		IL316-KY01-000	Kynar
		IL316-COPE00-000	Clear Copolyester
		<b>IL14</b>	Elbow Connector with 1/4" Barbs (6.25mm) ID Tubing
		IL14-N00-006	Natural Nylon
		IL14-PP00-004	Animal Free Polypropylene
		IL14-KY01-000	Kynar
		IL14-COPE00-000	Clear Copolyester





Animal Derivative Free Materials:


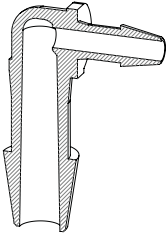
PP00-004 | Animal Free Polypropylene  
KY01-000 | Kynar  
ABS00-002 | Clear ABS




Multiple color options available for Nylon components. Subject to minimum order quantities.



## Reducing Elbow Connectors

Component	Cross Section	Part Number	Description
		<b>IL14R18</b>	Elbow Reducing Connector with 1/4" to 1/8" Barbs (6.25mm to 3mm) ID Tubing
		IL14R18-N00-006 IL14R18-PP00-004 IL14R18-KY01-000	Natural Nylon Animal Free Polypropylene Kynar



Barb Design

Technical information regarding barb dimensions can be found on p126 at the back of this catalog.



Tee Connectors

Component	Cross Section	Part Number	Description
		<b>IT116</b>  IT116-N01-006 IT116-PP00-004 IT116-KY01-000	Tee Connector with 1/16" Barbs (1.5mm) ID Tubing  White Nylon Animal Free Polypropylene Kynar
		<b>IT332</b>  IT332-N01-006 IT332-PP00-004 IT332-KY01-000	Tee Connector with 3/32" Barbs (2.25mm) ID Tubing  White Nylon Animal Free Polypropylene Kynar
		<b>IT18</b>  IT18-N01-006 IT18-PP00-004 IT18-KY01-000 IT18-COPE00-000	Tee Connector with 1/8" Barbs (3mm) ID Tubing  White Nylon Animal Free Polypropylene Kynar Clear Copolyester



Animal Derivative Free Materials:


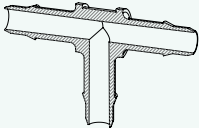

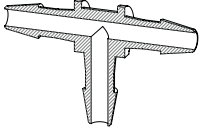

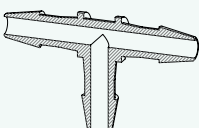
PP00-004 | Animal Free Polypropylene  
KY01-000 | Kynar  
ABS00-002 | Clear ABS



Multiple color options available for Nylon components. Subject to minimum order quantities.


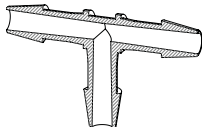


# Tee Connectors

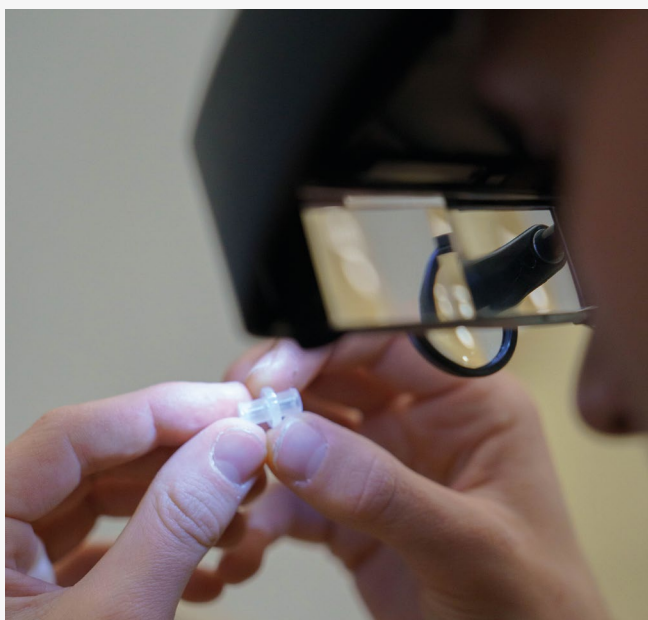
Component	Cross Section	Part Number	Description
		<b>TR18</b>  TR18-N01-006 TR18-PP00-004 TR18-KY01-000	Tee Connector with Rigid 1/8" Barbs (3mm) ID Tubing  Rigid barb facilitates connection to high durometer tubing  White Nylon Animal Free Polypropylene Kynar
		<b>IT532</b>  IT532-N00-006 IT532-PP00-004 IT532-KY01-000 IT532-COPE00-000	Tee Connector with 5/32" Barbs (4mm) ID Tubing  Natural Nylon Animal Free Polypropylene Kynar Clear Copolyester
		<b>IT316</b>  IT316-N00-006 IT316-PP00-004 IT316-KY01-000 IT316-COPE00-000	Tee Connector with 3/16" Barbs (4.75mm) ID Tubing  Natural Nylon Animal Free Polypropylene Kynar Clear Copolyester



## Tee Connectors

Component	Cross Section	Part Number	Description
		<b>IT14</b>	Tee Connector with 1/4" Barbs (6.25mm) ID Tubing
		IT14-N00-006	Natural Nylon
		IT14-PP00-004	Animal Free Polypropylene
		IT14-KY01-000	Kynar
		IT14-COPE00-000	Clear Copolyester

Injectech's engineering team is built around quality and performance.



As a custom injection molding manufacturer, we can work with you to bring an initial concept of a part through design, development and process validation. Our extensive mold qualification process gives customers the satisfaction that each part produced will meet their requirements.



Animal Derivative Free Materials:

PP00-004 | Animal Free Polypropylene

KY01-000 | Kynar

ABS00-002 | Clear ABS



Multiple color options available for Nylon components. Subject to minimum order quantities.



## Tee Reducing Connectors

Component	Cross Section	Part Number	Description
		<b>T1169018</b>  T1169018-N01-006 T1169018-PP00-004 T1169018-KY01-000	Tee Reducing Connector with 1/16" Barbs to 1/8" Barbed Leg (1.5mm to 3mm) ID Tubing  White Nylon Animal Free Polypropylene Kynar
		<b>T18L116</b>  T18L116-N01-006 T18L116-PP00-004 T18L116-KY01-000	Tee Reducing Connector with 1/8" Barbs to 1/16" Barbed Leg (3mm to 1.5mm) ID Tubing  White Nylon Animal Free Polypropylene Kynar
		<b>T18L332</b>  T18L332-N01-006 T18L332-PP00-004 T18L332-KY01-000	Tee Reducing Connector with 1/8" Barbs to 3/32" Barbed Leg (3mm to 2.25mm) ID Tubing  White Nylon Animal Free Polypropylene Kynar



## Tee Reducing Connectors

Component	Cross Section	Part Number	Description
		<b>T14L332</b>  T14L332-N00-006 T14L332-PP00-004 T14L332-KY01-000	Tee Reducing Connector with 1/4" Barbs to 3/32" Barbed Leg (6.25mm to 2.25mm) ID Tubing  Natural Nylon Animal Free Polypropylene Kynar
		<b>T14L18</b>  T14L18-N00-006 T14L18-PP00-004 T14L18-KY01-000	Tee Reducing Connector with 1/4" Barbs to 1/8" Barbed Leg (6.25mm to 3mm) ID Tubing  Natural Nylon Animal Free Polypropylene Kynar
		<b>T14L316</b>  T14L316-N00-006 T14L316-PP00-004 T14L316-KY01-000	Tee Reducing Connector with 1/4" Barbs to 3/16" Barbed Leg (6.25mm to 4.75mm) ID Tubing  Natural Nylon Animal Free Polypropylene Kynar



Animal Derivative Free Materials:

PP00-004 | Animal Free Polypropylene

KY01-000 | Kynar

ABS00-002 | Clear ABS



Multiple color options available for Nylon components. Subject to minimum order quantities.



## Tee Reducing Connectors

Component	Cross Section	Part Number	Description
		<b>T18R116</b>  T18R116-N01-006 T18R116-PP00-004 T18R116-KY01-000	Asymmetric Tee Reducing Connector with 1/8" Barbs to 1/16" Barb (3mm to 1.5mm) ID Tubing  White Nylon Animal Free Polypropylene Kynar
		<b>T18R332</b>  T18R332-N01-006 T18R332-PP00-004 T18R332-KY01-000	Asymmetric Tee Reducing Connector with 1/8" Barbs to 3/32" Barb (3mm to 2.25mm) ID Tubing  White Nylon Animal Free Polypropylene Kynar
		<b>CP031</b>  CP031-ABS01-001	Barbed Tee Reducing Connector for 3/32", 1/8" and 3/16" (2.25mm, 3mm and 4.75mm) ID Tubing  White ABS



Samples are available

Please contact us for samples to test in your application.



Y Connectors

Component	Cross Section	Part Number	Description
		<b>Y116</b>  Y116-N01-006 Y116-PP00-004 Y116-KY01-000	Y Connector with 1/16" Barbs (1.5mm) ID Tubing  White Nylon Animal Free Polypropylene Kynar
		<b>Y332</b>  Y332-N01-006 Y332-PP00-004 Y332-KY01-000	Y Connector with 3/32" Barbs (2.25mm) ID Tubing  White Nylon Animal Free Polypropylene Kynar
		<b>Y18</b>  Y18-N01-006 Y18-PP00-004 Y18-KY01-000	Y Connector with 1/8" Barbs (3mm) ID Tubing  White Nylon Animal Free Polypropylene Kynar



Animal Derivative Free Materials:

PP00-004 | Animal Free Polypropylene

KY01-000 | Kynar


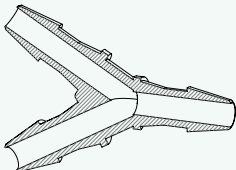

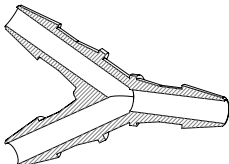
ABS00-002 | Clear ABS



Multiple color options available for Nylon components. Subject to minimum order quantities.



## Y Connectors

Component	Cross Section	Part Number	Description
		<b>Y532</b>  Y532-N01-006 Y532-PP00-004 Y532-KY01-000	Y Connector with 5/32" Barbs (4mm) ID Tubing  White Nylon Animal Free Polypropylene Kynar
		<b>Y316</b>  Y316-N01-006 Y316-PP00-004 Y316-KY01-000	Y Connector with 3/16" Barbs (4.75mm) ID Tubing  White Nylon Animal Free Polypropylene Kynar



## Order online | [injectech.net/Products](https://injectech.net/Products)

When quality counts, you can trust the reliable products Injectech supplies.



A close-up photograph of various medical tubing and connectors. The tubing is clear and flexible, with several connectors of different colors (white, yellow, blue) and shapes. A white flow control valve with a green scale is prominent in the center. The background is a plain, light color.

## Technical Information

**Useful guides to help our customers make informed choices.**

### **Guides, Specifications and Charts**

- Chemical Resistance Chart
- Material Properties
- Conversion Charts
- Barb Dimensions
- Index
- Terms & Conditions

# Resistance Chart

Key:

EX | Excellent

SA | Satisfactory

UN | Unsatisfactory

Chemical Resistance of Resin								
Chemical	%	Temp °C	Temp °F	ABS	PVDF	Nylon	Polycarbonate	Polypropylene
Acetic Acid	5	23	73	EX	EX	SA	SA	EX
Acetone	100	50	122	UN	UN	SA	UN	EX
Acetophenone	100	24	75	SA	UN	EX	—	SA
Acetylene	100	24	75	-	EX	EX	—	—
Air	100	82	180	EX	EX	EX	—	—
Ammonia, Liquid	100	24	75	SA	UN	SA	UN	EX
Ammonium Hydroxide	10	23	73	SA	EX	EX	UN	EX
Ammonium Hydroxide	10	70	158	UN	EX	UN	UN	EX
Barium Sulfide	100	24	75	EX	EX	SA	—	EX
Benzene	100	23	73	SA	EX	EX	UN	SA
Bleach	100	23	73	-	EX	SA	UN	SA
Boric Acid	7	35	95	EX	EX	UN	EX	EX
Calcium Carbonate	Sat sol.	24	75	EX	EX	—	—	EX
Carbon Dioxide	100	50	122	SA	EX	EX	—	EX
Carbon Monoxide	100	50	122	SA	EX	EX	—	EX
Carbon Tetrachloride	100	50	122	UN	EX	EX	UN	UN
Chlorine Water Dilute	Dilute	23	73	UN	EX	SA	UN	UN
Chlorine Water Concen.	Concen.	23	73	UN	EX	UN	UN	UN
Chlorobenzene	100	23	73	SA	EX	EX	UN	UN
Chlorofluorocarbon 11	100	24	75	-	EX	EX	SA	—
Chloroform	100	23	73	UN	EX	SA	UN	UN
Cyclohexanone	100	24	75	UN	EX	EX	UN	SA
Dichlorethylene	100	23	73	-	EX	SA	—	EX
Ethanol	95	50	122	SA	EX	EX	SA	EX
Ethyl Acetate	95	50	122	SA	UN	EX	UN	SA
Ethylene Glycol	100	23	73	EX	EX	EX	SA	EX
Ethylene Oxide	100	24	75	UN	EX	SA	SA	SA
Ethylene Oxide	100	79	175	UN	EX	UN	SA	UN
Fatty Acids	-	-	-	-	EX	—	SA	EX
Fluorine	100	23	73	UN	EX	UN	—	—

**For reference only** | Please test in your application.

Key:

EX | Excellent

SA | Satisfactory

UN | Unsatisfactory

## Chemical Resistance of Resin

Chemical	%	Temp °C	Temp °F	ABS	PVDF	Nylon	Polycarbonate	Polypropylene
Formaldehyde	37	24	75	UN	EX	—	UN	EX
Gasoline	100	85	185	EX	EX	EX	UN	SA
Glucose	Concen.	24	75	EX	EX	—	—	EX
Glycerin	100	24	75	EX	EX	—	EX	EX
Hydrochloric Acid	2	23	73	EX	EX	EX	EX	EX
Hydrochloric Acid	10	25	77	EX	EX	UN	EX	EX
Hydrofluoric Acid	10	23	73	SA	EX	UN	—	EX
Hydrogen Peroxide	1	24	75	EX	EX	SA	EX	EX
Hydrogen Peroxide	5	43	110	SA	EX	UN	EX	SA
Isopropanol	70	23	73	—	EX	EX	—	EX
Kerosene	100	85	185	SA	EX	EX	SA	SA
Methyl Ethyl Ketone	100	50	122	UN	UN	EX	UN	SA
Methylene Chloride	100	23	73	UN	EX	SA	UN	EX
Methanol	100	23	73	UN	EX	EX	SA	EX
Nitric Acid	10	23	73	SA	EX	UN	UN	EX
Oxygen	100	24	75	—	EX	SA	—	—
Ozone	100	43	110	SA	SA	UN	UN	—
Phenol	90	23	73	UN	EX	UN	—	EX
Phosphoric Acid	5	98	208	SA	EX	UN	UN	EX
Propane	100	23	73	SA	EX	EX	—	—
Sodium Bicarbonate	Concen.	24	75	EX	EX	EX	—	EX
Sodium Chloride	10	23	73	EX	EX	EX	—	EX
Sodium Chloride	Sat sol.	24	75	EX	EX	EX	—	EX
Sodium Hydroxide	10	70	158	SA	EX	SA	—	EX
Steam	-	120	248	UN	EX	UN	UN	SA
Sulfuric Acid	30	23	73	SA	EX	UN	EX	EX
Tetrahydrofuran	100	23	73	SA	UN	EX	—	UN
Toluene	100	50	122	SA	EX	EX	UN	UN
Trichloroethylene	100	23	73	SA	EX	SA	UN	UN
Water	100	79	175	EX	EX	EX	UN	EX

**For reference only** | Please test in your application.

# Material Properties



## Polycarbonate | PC01-000

Polycarbonate is a clear material, which makes it desirable for many clinical and diagnostic applications. It has a higher impact strength than nylon, acrylic or ABS. It is a commonly used material for sunglass lenses due to its abrasion resistance and superior optical qualities. Polycarbonate is chemical resistant, but some oils and solvents will cause it to stress crack. It has excellent bonding characteristics; however, when solvents are used for assembly, it may be necessary to anneal the components prior to solvent bonding. Polycarbonate is used in: IV components, cardiac surgery and general medical applications.

### Sterilization

Polycarbonate has sufficient temperature resistance to allow autoclave sterilization, but is not suited to repeated cycles. It is also compatible with gamma and EtO (Ethylene Oxide) sterilization methods.

### Classifications

- Meets Requirements for USP Class VI, ISO 10993-1, and FDA 21 CFR 177.1500
- RoHS Compliant
- DEHP Free
- Phthalate Free
- Conflict Mineral Compliant
- Human Derivative Free

## Radiation Stable Polycarbonate | RSPC01-005

Radiation Stable Polycarbonate has the same properties as standard polycarbonate, but is formulated with stabilizing additives that increase its resistance to gamma radiation. The formulation includes an indicator pigment that changes from light purple to clear when the parts have undergone gamma sterilization.

### Sterilization

RSPC can withstand radiation doses in the range of 100 kGy (see Polycarbonate).

### Classifications

- Meets Requirements for USP Class VI
- Meets Requirements for ISO 10993
- RoHS Compliant
- DEHP Free
- REACH Compliant
- Phthalate Free
- Latex Free
- Conflict Mineral Compliant
- Ozone Depleting Substances Compliant
- California Prop. 65 Compliant

**Disclaimer |** The material properties information has been provided to us by resin manufacturers and other sources believed to be reliable; however, application specific variables can affect the performance of all materials. Therefore, Injectech makes no claims or guarantees based upon the materials information provided and strongly encourages customers to sample and test Injectech products within the application environment.



## Lipid Resistant Radiation Stable Polycarbonate | RSPC01-001

In addition to radiation tolerance, Lipid Resistant Radiation Stable Polycarbonate is less affected by oils and fats, which can occasionally cause crazing in other polycarbonate formulations.

### Sterilization

Lipid Resistant Radiation Polycarbonate can withstand radiation doses in the range of 100kGy (see Polycarbonate).

### Classifications

- Meets Requirements for USP Class VI
- Meets Requirements for ISO 10993
- RoHS Compliant
- DEHP Free
- Animal Derivative Free
- REACH Compliant
- Phthalate Free
- Human Derivative Free

## Acrylonitrile Butadiene Styrene (ABS) | ABS01-001

ABS is a low cost, impact resistant material that typically produces a glossy, impervious surface. ABS polymers are resistant to aqueous acids, alkalis, concentrated hydrochloric and phosphoric acids, and animal, vegetable and mineral oils. ABS is an ideal material for structural applications where impact resistance, strength, and stiffness are required. Athletic helmets and Legos blocks are common examples of products manufactured from ABS.

### Sterilization

ABS is compatible with EtO (Ethylene Oxide) sterilization, but is not compatible with autoclave or gamma sterilization.

### Classifications

- Meets Requirements for USP Class VI, ISO 10993-1, and FDA 21 CFR 181.32
- Conflict Mineral Compliant
- RoHS Compliant

## Methyl Methacrylate Acrylonitrile Butadiene Styrene (MABS) | ABS00-002 & ABS00-003

With similar characteristics to ABS01-001 White, ABS00-002 Clear is used to produce many of our male and female luer.

### Classifications

- Meets Requirements for USP Class VI, FDA 21 CFR 181.32
- Conflict Mineral Compliant
- DEHP Free
- RoHS Compliant
- Animal Derivative Free
- Human Derivative Free
- REACH Compliant
- California Prop. 65 Compliant
- BPA Free
- Phthalate Free
- Latex Free

**Disclaimer |** The material properties information has been provided to us by resin manufacturers and other sources believed to be reliable; however, application specific variables can affect the performance of all materials. Therefore, Injectech makes no claims or guarantees based upon the materials information provided and strongly encourages customers to sample and test Injectech products within the application environment.



# Material Properties

## Nylon | N01-006

Nylon is a widely used medical polymer due to its strength / impact resistance, relatively low cost and wide temperature resistance range (-50 °C - 135 °C). Nylon is resistant to a wide range of chemicals, but is vulnerable to attack by strong acids and oxidizers.

### Sterilization

Nylon is compatible with EtO (Ethylene Oxide) sterilization and can withstand gamma sterilization (to 50 kGy). It does have a tendency to discolor with increased doses of gamma radiation. Nylon may also be autoclaved; however, it is a hygroscopic material and may swell when exposed to moist environments.

### Classifications

- Meets Requirements for FDA 21 CFR 177.1500
- RoHS Compliant
- REACH Compliant
- Phthalate Free
- BPA Free
- Ozone Depleting Substances Compliant
- California Prop. 65 Compliant

## Natural Nylon | N00-006

With similar characteristics to N01-000, N00-006 is used to produce many of our larger sized tube to tube connectors.

### Classifications

- Meets Requirements for FDA 21 CFR 177.1500
- RoHS Compliant
- REACH Compliant
- Phthalate Free
- BPA Free
- Ozone Depleting Substances Compliant
- California Prop. 65 Compliant

## Acrylic | ACRL00-004

Acrylic is used for molding and extrusion of medical applications. It has excellent chemical resistance to fats and oils, bonding and welding capabilities, bonding to PVC tubing, excellent impact strength, and light transmission. Acrylic also has good melt flow rate and heat resistance.

### Sterilization

Acrylic is compatible with EtO (Ethylene Oxide), gamma, and E-beam sterilization.

### Classifications

- Meets Requirements for USP Class VI and ISO 10993
- RoHS Compliant
- REACH Compliant
- Phthalate Free
- BPA Free
- Conflict Mineral Compliant
- Latex Free
- DEHP Free

**Disclaimer |** The material properties information has been provided to us by resin manufacturers and other sources believed to be reliable; however, application specific variables can affect the performance of all materials. Therefore, Injectech makes no claims or guarantees based upon the materials information provided and strongly encourages customers to sample and test Injectech products within the application environment.

## Kynar (PDVF - Polyvinylidene Flouride) | KY01-000

Kynar is a high-strength, high-purity resin that is resistant to solvents, acids, bases and deionized water. It exhibits a high tolerance for heat and is animal derivative free. Due to its chemical resistance and adaptability to multiple sterilization techniques, it is highly suited to many bioprocess, pharmaceutical and medical applications.

### Sterilization

Kynar is compatible with sterilization by autoclave, high doses of gamma radiation and EtO (Ethylene Oxide).

### Classifications

- Meets Requirements for USP Class VI
- Animal Derivative Free
- RoHS Compliant
- REACH Compliant
- BPA Free
- DEHP Free
- Phthalate Free
- Latex Free
- Ozone Depleting Substances Compliant
- Conflict Mineral Compliant

## Polypropylene (Animal Free) | PP00-004

Injectech uses an animal derivative free grade of propylene for all of its stock polypropylene products. This grade of polypropylene is formulated for use in medical, biomedical and bioprocess applications and is resistant to a broad spectrum of solvents and chemicals.

### Sterilization

Polypropylene is highly compatible with EtO (Ethylene Oxide) sterilization and is compatible with gamma sterilization in the range of 35-40 kGy (higher doses may produce a slight color shift). It may be autoclaved for up to 20 minutes @ 121 °C; however, since the material softens at this temperature, caution must be exercised when loading the autoclave to avoid any stresses that could deform the connector.

### Classifications

- Meets Requirements for USP Class VI, ISO 10993-5, and FDA 21 CFR 177.1500
- Animal Derivative Free
- RoHS Compliant
- REACH Compliant
- Ozone Depleting Substances Compliant
- Phthalate Free
- Conflict Mineral Compliant
- California Prop. 65 Compliant
- BPA Free
- Latex Free
- DEHP Free

## Eastman Tritan™ Copolyester | COPE00-000

The clear copolyester used by Injectech is proudly supplied by Eastman Chemical Company. Eastman's Tritan™ Copolyester is a tough, clear polymer that delivers best-in-class chemical resistance. It helps manufacturers of intravenous (IV) components differentiate their products in the marketplace while improving user satisfaction and confidence. It has excellent solvent bonding, adhesive bonding, and welding as well as low extractables. Tritan™ Copolyester also has great chemical resistance to oncology drugs, drug carrier solvents, enteral feeding solutions, and lipids.

### Sterilization

Tritan™ Copolyester is compatible with EtO (Ethylene Oxide) sterilization, gamma sterilization, and e-beam irradiation. Unlike many other polymers, Tritan™ does not suffer color shifting or loss of properties following nonautoclave sterilization methods such as gamma or electron beam (e-beam) radiation.

### Classifications

- Meets Requirements for - USP Class VI - ISO 10993-5
- Animal Derivative Free
- Antioxidant Free
- RoHS Compliant
- BPA Free
- DEHP Free

**Disclaimer |** The material properties information has been provided to us by resin manufacturers and other sources believed to be reliable; however, application specific variables can affect the performance of all materials. Therefore, Injectech makes no claims or guarantees based upon the materials information provided and strongly encourages customers to sample and test Injectech products within the application environment.

# Conversion Charts

Flow Rate Conversions				
cc/min	x 1 =	ml/min	/ 1 =	cc/min
cf/min (ft <sup>3</sup> /min)	x 28.31 =	l/min	/ 28.31 =	cf/min (ft <sup>3</sup> /min)
cf/min (ft <sup>3</sup> /min)	x 1.699 =	m <sup>3</sup> /hr	/ 1.699 =	cf/min (ft <sup>3</sup> /min)
cf/hr (ft <sup>3</sup> /hr)	x 472 =	ml/min	/ 472 =	cf/hr (ft <sup>3</sup> /hr)
cf/hr (ft <sup>3</sup> /hr)	x 0.125 =	g/min	/ 0.125 =	cf/hr (ft <sup>3</sup> /hr)
gal/hr	x 63.1 =	ml/min	/ 63.1 =	gal/hr
gal/hr	x 0.134 =	cf/hr	/ 0.134 =	gal/hr
gal/min	x 0.227 =	m <sup>3</sup> /hr	/ 0.227 =	gal/min
gal/min	x 3.785 =	l/min	/ 3.785 =	gal/min
oz/min	x 29.57 =	ml/min	/ 29.57 =	oz/min

Length Conversions				
inch	x 2.54 =	cm	/ 2.54 =	inch
foot	x 12 =	inch	/ 12 =	inch
foot	x 0.305 =	m	/ 0.305 =	foot
yard	x 1.094 =	m	/ 1.094 =	yard
angstrom	x 1010 =	m	/ 1010 =	angstrom

Pressure/Vacuum Conversions				
atm	x 33.9 =	ft H <sub>2</sub> O	/ 33.9 =	atm
atm	x 760 =	mm Hg	/ 760 =	atm
atm	x 1033.2 =	g/cm <sup>2</sup>	/ 1033.2 =	atm
atm	x 14.70 =	psi	/ 14.70 =	atm
atm	x 1.013 =	bar	/ 1.013 =	atm
atm	x 101.3 =	kPa	/ 101.3 =	atm
bar	x 14.5 =	psi	/ 14.5 =	bar
bar	x 0.9869 =	atm	/ 0.9869 =	bar
bar	x 100 =	kPa	/ 100 =	bar
ft H <sub>2</sub> O	x 0.4335 =	psi	/ 0.4335 =	ft H <sub>2</sub> O
kPa	x 10000 =	dyne/cm <sup>2</sup>	/ 10000 =	kPa
kPa	x 0.1450 =	psi	/ 0.1450 =	psi
kPa	x 7.5 =	mm Hg	/ 7.5 =	kPa
psi	x 0.0703 =	kg/cm <sup>2</sup>	/ 0.0703 =	psi

## Metric Conversions

1 centimeter	.3937 inches
1 inch	2.54 centimeters
1 foot	30.48 centimeters
1 square centimeter	.1550 sq. inches
1 square inch	6.452 sq. centimeters
1 cubic centimeter	.061 cubic inches
1 cubic inch	16.39 cubic centimeters
1 liter	61.02 cubic inches
1 liter	1.057 quarts
1 quart	.946 liters
1 ounce	28.35 grams
1 gram	.0352 ounces
1 gram	.0022 lbs.
1 pound per square inch	.0703 kilograms per sq. centimeter
1 kilogram per square centimeter	14.22 lbs. per sq. in.
1 millimeter	.0393 inches

## Weight and Measure Conversions

1 foot	12 inches
1 foot of water	.434 lbs. per sq. inch
1 inch of mercury	1.133 feet of water
1 atmosphere	29.92 inches of mercury
1 atmosphere	14.7 lbs. per sq. inch
1 pound per square inch	2.036 inches of mercury
1 pound (advp)	16 ounces
1 gallon	4 quarts
1 quart	2 pints
1 pint	20 ounces
1 gallon	277 cubic inches
1 square foot	144 sq. inches
1 cubic foot	1,728 cubic inches

# Conversion Charts

Temperature Conversions																	
°C	Temp	°F	°C	Temp	°F	°C	Temp	°F	°C	Temp	°F	°C	Temp	°F	°C	Temp	°F
-17.8	0	32.0	-1.1	30	86.0	15.6	60	140.0	32.2	90	194.0	143	290	554	310	590	1094
-17.2	1	33.8	-0.6	31	87.8	16.1	61	141.8	32.8	91	195.8	149	300	572	316	600	1112
-16.7	2	35.6	0	32	89.6	16.7	62	143.6	33.3	92	197.6	154	310	590	321	610	1130
-16.1	3	37.4	0.6	33	91.4	17.2	63	145.4	33.9	93	199.4	160	320	608	327	620	1148
-15.6	4	39.2	1.1	34	93.2	17.8	64	147.2	34.4	94	201.2	166	330	626	332	630	1166
-15.0	5	41.0	1.7	35	95.0	18.3	65	149.0	35.0	95	203.0	171	340	644	338	640	1184
-14.4	6	42.8	2.2	36	96.8	18.9	66	150.8	35.6	96	204.8	177	350	662	343	650	1202
-13.9	7	44.6	2.8	37	98.6	19.4	67	152.6	36.1	97	206.6	182	360	680	349	660	1220
-13.3	8	46.4	3.3	38	100.4	20.0	68	154.4	36.7	98	208.4	188	370	698	354	670	1238
-12.8	9	48.2	3.9	39	102.2	20.6	69	156.2	37.2	99	210.2	193	380	716	360	680	1256
-12.2	10	50.0	4.4	40	104.0	21.1	70	158.0	38	100	212	199	390	734	366	690	1274
-11.7	11	51.8	5.0	41	105.8	21.7	71	159.8	43	110	230	204	400	752	371	700	1292
-11.1	12	53.6	5.6	42	107.6	22.2	72	161.6	49	120	248	210	410	770	377	710	1310
-10.6	13	55.4	6.1	43	109.4	22.8	73	163.4	54	130	266	216	420	788	382	720	1328
-10.0	14	57.2	6.7	44	111.2	23.3	74	165.2	60	140	284	221	430	806	388	730	1346
-9.4	15	59.0	7.2	45	113.0	23.9	75	167.0	66	150	302	227	440	824	393	740	1364
-8.9	16	60.8	7.7	46	114.8	24.4	76	168.8	71	160	320	232	450	842	399	750	1382
-8.3	17	62.6	8.3	47	116.6	25.0	77	170.6	77	170	338	238	460	860	404	760	1400
-7.8	18	64.4	8.9	48	118.4	25.6	78	172.4	82	180	356	243	470	878	410	770	1418
-7.2	19	66.2	9.4	49	120.2	26.1	79	174.2	88	190	374	249	480	896	416	780	1436
-6.7	20	68.0	10.0	50	122.0	26.7	80	176.0	93	200	392	254	490	914	421	790	1454
-6.1	21	69.8	10.6	51	123.8	27.2	81	177.8	99	210	410	260	500	932	427	800	1472
-5.6	22	71.6	11.1	52	125.6	27.8	82	179.6	100	212	413	266	510	950	432	810	1490
-5.0	23	73.4	11.7	53	127.4	28.3	83	181.4	104	220	428	271	520	968	438	820	1508
-4.4	24	75.2	12.2	54	129.2	28.9	84	183.2	110	230	446	277	530	986	443	830	1526
-3.9	25	77.0	12.8	55	131.0	29.4	85	185.0	116	240	464	282	540	1004	449	840	1544
-3.3	26	78.8	13.3	56	132.8	30.0	86	186.8	121	250	482	288	550	1022	454	850	1562
-2.8	27	80.6	13.9	57	134.6	30.6	87	188.6	127	260	500	293	560	1040	460	860	1580
-2.2	28	82.4	14.4	58	136.4	31.1	88	190.4	132	270	518	299	570	1058	466	870	1598
-1.7	29	84.2	15.0	59	138.2	31.7	89	192.2	138	280	536	304	580	1076	471	880	1616

**To use** | Begin in the column labeled ‘Temp’ with the temperature that you need to convert (either Farenheit or Celcius).

- To convert from Farenheit to Celcius: read the equivalent value in the column to the left.
- To convert from Celcius to Farenheit: read the equivalent value in the column to the right.

## Volume Conversions

cubic cm (cc)	x 1 =	ml	/ 1 =	cubic cm (cc)
oz (fluid)	x 29.57 =	ml	/ 29.57 =	oz (fluid)
cubic ft (ft <sup>3</sup> )	x 7.48 =	gal	/ 7.48 =	cubic ft (ft <sup>3</sup> )
cubic ft (ft <sup>3</sup> )	x 0.0283 =	m <sup>3</sup>	/ 0.0283 =	cubic ft (ft <sup>3</sup> )
cubic meters	x 1000 =	liters	/ 1000 =	cubic meters
gal	x 128 =	oz (fl)	/ 128 =	gal
gal	x 3.785 =	liters	/ 3.785 =	gal
gal	x 0.8333 =	imp gal	/ 0.8333 =	gal
quart	x 0.25 =	gal	/ 0.25 =	quart
quart	x 0.9464 =	liters	/ 0.9464 =	quart
cup	x 236.59 =	mL	/ 236.59 =	cup
cup	x 8 =	oz (fl)	/ 8 =	cup
pint	x 0.125 =	gal	/ 0.125 =	pint
pint	x 0.4732 =	liters	/ 0.4732 =	pint
bushel	x 9.3092 =	gal	/ 9.3092 =	bushel
bushel	x 35.239 =	liters	/ 35.239 =	bushel
bushel	x 64 =	pints (fl)	/ 64 =	bushel

## Providing your Project with Support from Start to Finish

Injectech has an established reputation for flexible manufacturing. We offer our customers a number of specialized services. We are equipped to manage all stages of project development from design and engineering to verification and validation.

Don't see the fitting you need for your project? Contact us to find out how we can assist you. Along with our established line of plastic barbed fittings, Injectech can also produce custom components to meet your needs. We provide:

**Manufacturing**

- Lot-traceable materials
- ISO Class 8 cleanroom
- ISO 13485 certified
- All electric injection presses
- Automated processes

**Custom Design**

- Prototype machining and molding
- Design support and consulting
- Production molds
- Material sourcing

**Engineering**

- Custom molding
- First article inspection reports
- Thorough part qualification
- Functional and dimensional verifications

**Assembly**

- Solvent and adhesive bonding
- Cleanroom assembly
- Component sourcing
- Molding analysis

# Barb Dimensions



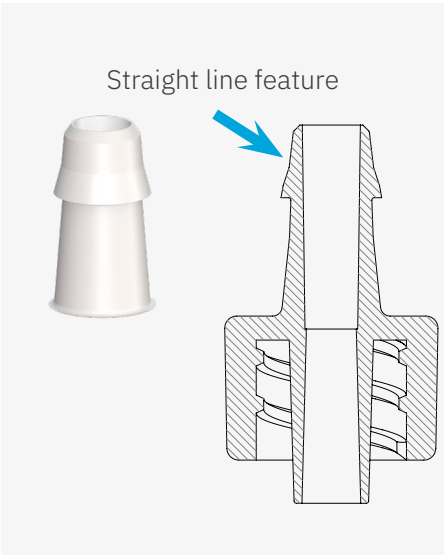
## Standard Barb

Barb Size	Barb OD
1/32"	0.066
1/16"	0.094
3/32"	0.141
1/8"	0.188
5/32"	0.234
3/16"	0.282
1/4"	0.388



## Rigid Barb

Barb Size	Barb OD
1/16"	0.078
3/32"	0.117
1/8"	0.156
3/16"	0.234



## High Flow Barb

Barb Size	Barb OD
1/8"	0.164
5/32"	0.208
3/16"	0.264
1/4"	0.335



# Index

01116.....	50	03R532.....	59
0118.....	51	03R532CP.....	61
01332.....	50	04116.....	30
02116.....	39	0414.....	35
0214.....	44	0418.....	32
0218.....	41	04316.....	34
02316.....	43	04332.....	31
02332.....	40	04532.....	33
02532.....	42	04B095.....	21, 37
02B062.....	23, 46	04B110.....	21, 37
02B085.....	23, 46	04B130.....	21, 37
02B104.....	23, 46	04B187.....	22, 38
02B130.....	24, 47	04B312.....	22, 38
02B156.....	24, 47	04HF14CP.....	28, 35
02B187.....	24, 47	04HF18.....	27, 32
02G116.....	49	04HF316CP.....	27, 34
02G18.....	49	04HF532CP.....	27, 33
02G332.....	49	04P.....	55
02HF14.....	29, 44	04PCL.....	55
02HF18.....	28, 41	04R116.....	25, 30
02HF316.....	29, 43	04R316.....	25, 34
02HF332SB.....	40	04R332.....	25, 31
02HF532.....	28, 42	70214.....	20, 45
02P.....	53	70218.....	19, 41
02R116.....	26, 39	702116.....	19, 39
02STY.....	53	702316.....	20, 44
03116.....	51	702332.....	19, 40
0318.....	52	702532.....	20, 43
03332.....	51	70414.....	18, 36
03R02C.....	58	70418.....	17, 32
03R116.....	58	704116.....	17, 30
03R14.....	60	704316.....	18, 35
03R14CP.....	61	704332.....	17, 31
03R18.....	59	704532.....	18, 33
03R316.....	59	7C0303.....	54
03R316CP.....	61	A03R02C.....	62
03R332.....	58	A03R116.....	62

# Index

A03R14 .....	64	CRING.....	67
A03R14CP .....	65	CV0001.....	71
A03R18 .....	63	CV0004.....	71
A03R316 .....	64	CV0005.....	71
A03R316CP .....	65	CV0006.....	72
A03R332 .....	63	CV0007.....	72
A03R532 .....	63	CV116 .....	78
A03R532CP .....	64	CV116R18.....	79
C0101 .....	53	CV116R332.....	79
C0202 .....	54	CV18 .....	78
C0303 .....	54	CV18R116.....	80
C116R132 .....	102	CV18R332.....	80
C14R18 .....	101	CV332 .....	78
C14R316 .....	102	CV332R116.....	79
C14R532 .....	102	CV332R18.....	80
C18R116 .....	98	CV70202 .....	77
C18R332 .....	99	CV702116 .....	75
C316R18 .....	101	CV70218 .....	76
C316R332.....	100	CV702332 .....	75
C316R532.....	101	CV70402 .....	77
C332R116.....	98	CV704116 .....	73
C532R18 .....	100	CV70418 .....	74
C532R332.....	100	CV704332 .....	73
CP024 .....	69	F116 .....	92
CP026 .....	69	F18.....	92
CP027 .....	69	F18R116 .....	93
CP029 .....	56	F18R332 .....	93
CP030 .....	52	F332 .....	92
CP031 .....	112	F332R116 .....	93
CP033 .....	42	F70202 .....	91
CP120 .....	56	F702116.....	90
CP142 .....	56	F70218.....	90
CR116.....	95	F702332.....	90
CR18 .....	96	F70402.....	91
CR18R116.....	99	F704116.....	89
CR18R332.....	99	F70418.....	89
CR332.....	96	F704332.....	89
CR332R116 .....	98	FCV116.....	86

# Index

FCV116R18.....	87	LR116 .....	103
FCV116R332.....	87	LR18.....	104
FCV18 .....	86	PM702116 .....	67
FCV18R116.....	88	PM70218.....	67
FCV18R332.....	88	PM702332 .....	67
FCV332.....	86	PMNUT.....	67
FCV332R116.....	87	RCV702116.....	75
FCV332R18.....	88	RCV70218.....	76
FCV70202 .....	85	RCV702332.....	76
FCV702116.....	83	RCV70402.....	77
FCV70218 .....	84	RCV704116.....	73
FCV702332 .....	83	RCV70418.....	74
FCV70402 .....	85	RCV704332.....	74
FCV704116.....	81	RFCV702116.....	83
FCV70418 .....	82	RFCV70218.....	84
FCV704332.....	81	RFCV702332.....	84
IC116.....	95	RFCV70402.....	85
IC14 .....	97	RFCV704116.....	81
IC18 .....	96	RFCV70418.....	82
IC316.....	97	RFCV704332.....	82
IC332.....	95	RSR .....	62
IC532.....	97	S01332.....	50
IL116 .....	103	S03332.....	52
IL14.....	105	T010101.....	57
IL14R18 .....	106	T1169018.....	110
IL18.....	104	T14L18 .....	111
IL316 .....	105	T14L316 .....	111
IL332 .....	103	T14L332.....	111
IL532 .....	105	T18L116 .....	110
IT116.....	107	T18L332 .....	110
IT14 .....	109	T18R116 .....	112
IT18 .....	107	T18R332 .....	112
IT316.....	108	TR18 .....	108
IT332.....	107	Y116 .....	113
IT532 .....	108	Y18.....	113
L0103 .....	55	Y316 .....	114
L03R18.....	60	Y332 .....	113
L332.....	104	Y532 .....	114

# Terms and Conditions

**These Terms and Conditions of Sale are subject to change without notice.**

**AGREEMENT.** Buyer accepts these Terms and Conditions of Sale (“Terms and Conditions”) by (a) executing a separate agreement with Injectech, LLC (“Injectech”) which incorporates these terms and conditions, (b) delivering a purchase order for Injectech products or services (“Products”) with specifications, quantities, delivery dates and other terms acceptable to Injectech, (c) accepting delivery of the Products, or (d) paying the price for the Products, whether prior to delivery or not, as agreed to by the parties and/or set forth in the quote or invoice, whichever comes first.

**PAYMENT TERMS.** Net 30 days from receipt on open account, subject to approval. Visa, MasterCard and American Express are also accepted. All prices quoted and monies due are in U.S. dollars. Buyer agrees to be solely liable for any and all taxes arising out of Buyer’s purchase of Products and sale of such Products to its customers. Injectech will add sales, use and other taxes as required by law.

**MINIMUM ORDER.** Please contact us for minimum order quantity requirements.

**DELIVERY AND SHIPMENT.** All domestic shipments shall be F.O.B. Injectech’s facility, Fort Collins, Colorado. All international shipments shall be EXW Injectech’s facility, Fort Collins, Colorado (Incoterms 2000). Risk of loss shall transfer to Buyer upon delivery to the freight carrier. A Packaging/Handling fee will be applied as a percentage of the total invoice amount.

**INSPECTION/ACCEPTANCE OF PRODUCTS.** Buyer shall be responsible for inspecting all Products prior to acceptance. If the products are rejected, Injectech must receive written notice within 30 days of delivery. Otherwise, the Products shall be deemed to have been accepted by the Buyer. Injectech does not perform C=0 inspections unless specified by customers or agreed by both parties. Standard inspection criteria are based in the latest revision of WI 8.2.2 and/or AQL 0.65 sampling plan.

**LIMITED WARRANTY.** Injectech does not specify or warrant any product it sells for any particular purpose, use or application. It is solely up to the purchaser to determine whether the Injectech product will function in the purchaser's application. Injectech warrants to Buyer that all Products shall be free from material defects in materials and workmanship. Injectech must receive all warranty claims no later than 3 months from the date of shipment. Buyer’s exclusive remedy, and Injectech’s sole liability, for any breach of the foregoing warranty shall be for Injectech, at its sole option, to repair, replace or modify the defective Product or to refund to Buyer the purchase price paid by Buyer for the defective Product. The warranty service shall be performed at a location determined by Injectech. In order to receive the warranty service, Buyer must return the defective Product within 30 days of notification from Buyer hereunder. All defective Products returned under this warranty that are replaced, or for which a refund is given to Buyer, shall become Injectech’s property. Notwithstanding the foregoing, this limited warranty shall not apply if:

- (1) Product is altered or modified after delivery, including in Buyer’s manufacturing or assembly process.
- (2) Any repairs or alterations have been performed by Buyer without prior notification to and authorization by Injectech.
- (3) Negligence, misuse, or abuse of the product by any party.

This limited warranty does not extend to products not manufactured by Injectech or to damages caused by purchased components, parts or supplies not manufactured by Injectech. **THE FOREGOING LIMITED WARRANTY IS IN LIEU OF ALL OTHER WARRANTIES AND INJECTECH HEREBY EXPRESSLY DISCLAIMS ALL OTHER WARRANTIES, EXPRESSED OR IMPLIED, STATUTORY OR OTHERWISE, INCLUDING, WITHOUT LIMITATION, WARRANTIES OF TITLE, NON-INFRINGEMENT AND IMPLIED WARRANTIES OF MERCHANTABILITY, NON-INFRINGEMENT AND FITNESS FOR A PARTICULAR USE.**

**FORCE MAJEURE.** Injectech shall not be liable, directly or indirectly, for any delays or failures in performance resulting from causes beyond its reasonable control, including but not limited to, fire, acts of God or third parties, labor disputes or disturbances, shortage of raw materials, supplies or components, manufacturing issues, retooling, upgrading of technology, embargo, government regulation, order or directive, or communication or utility failures.

**CANCELLED ORDERS.** Cancellations of custom orders are subject to a cancellation fee based upon the amount of design, development and manufacturing at the time of cancellation.

**RETURNED GOODS.** A return authorization must be obtained from Injectech for Products that do not conform to our warranty statement. Injectech does not allow returns in regards to changes to specifications, customer errors, or shipping schedules once the Product has been shipped.

**INDEMNIFICATION.** Buyer shall indemnify and hold harmless Injectech and its affiliated companies and each of their respective officers, directors, employees, shareholders, agents and representatives from all losses, claims, damages, expenses or liabilities of any kind (including attorney's fees and court costs) resulting from or arising out of any use, modification, resale or transfer by Buyer of the Products. Buyer represents, warrants, and covenants that Buyer will not infringe or misappropriate, and neither the Products nor any element thereof will infringe or misappropriate, any intellectual property rights, including without limitation, any copyrights, trademarks, trade names, trade secrets and patent rights ("Intellectual Property Rights") of any other person as a result of any specifications provided by Buyer. Buyer will, at its own expense, indemnify, defend, hold harmless and pay any and all costs and damages awarded against Injectech based on any third-party claims that the Products infringe any Intellectual Property Rights. In the event of any third-party claim, demand, suit, or action (a "Claim") for which indemnification is required hereunder, the indemnified party may, at its option, require Buyer to defend such Claim at Buyer's sole expense. Buyer may not agree to settle any Claim without the express prior written consent of the indemnified party.

**LIMITATIONS ON LIABILITY. INJECTECH SHALL NOT BE LIABLE FOR ANY LOSS OR DAMAGE CAUSED BY DELAY IN FURNISHING ANY PRODUCT. UNDER NO CIRCUMSTANCE SHALL INJECTECH BE LIABLE FOR ANY INDIRECT, CONSEQUENTIAL, COLLATERAL, SPECIAL, PUNITIVE, TREBLE, EXEMPLARY OR INCIDENTAL DAMAGES (INCLUDING, WITHOUT LIMITATION, LOSS OF PROFITS OR GOODWILL) WHETHER SUCH CLAIM IS BASED ON CONTRACT, NEGLIGENCE, TORT, WARRANTY OR ANY OTHER BASIS, IRRESPECTIVE OF WHETHER INJECTECH HAS BEEN ADVISED OF THE POSSIBILITY OF ANY SUCH LOSS OR DAMAGE. IN NO EVENT SHALL INJECTECH'S AGGREGATE LIABILITY EXCEED THE TOTAL AMOUNTS ACTUALLY PAID BY BUYER FOR THE PRODUCTS PURCHASED.**

**EXPORT REGULATIONS; PERMITS.** Buyer is solely responsible for compliance with any and all applicable export control requirements, including the U.S. Export Administration Regulations, related documentation requirements and internal control procedures and regulations of the Office of Foreign Assets Control of the U.S. Department of the Treasury. Buyer shall be solely responsible for obtaining any necessary export control licenses and permits.

**REGULATORY REQUIREMENTS.** Injectech, LLC relies on the material suppliers, resin manufacturers, equipment, and chemical suppliers' regulatory information. We do not test or analyze these materials for any specified regulatory requirements; the information provided by the material suppliers, resin manufacturers, equipment, and chemical suppliers has been compiled in a readily retrievable format as a service to our customers. Ultimately customers and end-users must make their determinations ensuring the use of these products is safe, lawful, and suitable for their intended applications.

**CHANGES.** Injectech reserves the right to change, in whole or in part, at any time, prices, discounts, rebates, warranties, product specifications, products offered, policies and terms and conditions of sale, including these Terms and Conditions.


**Product Change Notification Policy:** Our policy is to notify customers for changes related to a product's form, fit or function. Injectech's products are our proprietary designs with which we serve many diverse customers and markets. Therefore, we will not withhold changes to standard parts pending customer approval. You may visit [www.injectech.net](http://www.injectech.net) to view details of our product change notification policy.

**APPLICABLE LAW; VENUE.** These Terms and Conditions shall be governed by and construed in accordance with the laws of the State of Colorado. Any action at law, suit in equity, or judicial proceeding of any kind arising directly, indirectly, or otherwise in connection with, out of, related to or from these Terms and Conditions shall be litigated only in the state or federal courts located in the City and County of Denver, Colorado, and the parties waive any right they may have to challenge the jurisdiction of this court or seek to bring any action in any other forum, whether originally or by transfer, removal or change of venue.



Injectech proudly supplies fluid control components such as male luer locks, female luer locks, check valves, and tube to tube connectors to medical device OEMs, biomedical and pharmaceutical manufacturers, veterinary suppliers, and industrial businesses worldwide.

Our services not only include the manufacture of high quality plastic fittings, we also provide custom design and assembly. We maintain an ISO 13485 certified quality management system and all products are molded, assembled, and packaged within an ISO Class 8 cleanroom.



307 N Link Lane | Fort Collins | CO 80524 | USA  
sales@injectech.us  
+1 970 482 0273

**injectech.net**

Plastic Fluid Control Components Catalog | v.011